




## KANSHINE ELECTRICAL LIMITED

 No. 99, Chang Feng Qiao Road,  
Yuyao, Ningbo, China

 +86 574 8827 8771

 +86 574 8827 8159

 [info@kanshine.com](mailto:info@kanshine.com)

 [www.kanshine.com](http://www.kanshine.com)



WeChat



WeChat



# KANSHINE

-Lighting

## **Kanshine Electrical Limited**

is an established high-tech company specialized in the research, development, engineering and marketing of lighting solutions.

Having a professional, steady and well-qualified research and development and sales teams, our company is always staying at the forefront of LED technology.

We are especially well-placed in the field of power LED thermal management and related lighting solutions.

In commercial, industrial, institutional and residential applications, our products cover a wide range, such as LED table light, LED smart lamp, Outdoor wall light, Garden light, Under ground lights, Spotlight and etc. OEM is also welcomed.

Our sales term follow up with our customers in time, Under the common effort of staff, we have witnessed our rapid development.

Our products have been to Europe, North America, Latin America, Middle East, Japan, Korea and other oversea markets.















































We enjoy a high reputation among customers from all over the world due to our high quality products with excellent sales services, the shortest lead time, competitive prices and business concept of "Customer First" .





































*Light is everywhere*

We are continuing to make contribute to the world green lighting industry and light up every corner of the planet with our products. Thanks a lot!

↖ INDEX-PLEASE CLICK THE PICTURE TO THE LINK OF PAGE

									
PAGE 1-2	PAGE 3-4	PAGE 5-6	PAGE 7-8	PAGE 9-10	PAGE 11-12	PAGE 13-14	PAGE 15-16	PAGE 17-18	PAGE 19-20
									
PAGE 21-22	PAGE 23-24	PAGE 25-26	PAGE 27-28	PAGE 29-30	PAGE 31-32	PAGE 33-34	PAGE 35-36	PAGE 37-38	PAGE 39-40
									
PAGE 41-42	PAGE 43-44	PAGE 45-46	PAGE 47-48	PAGE 49-50	PAGE 51-52	PAGE 53-54	PAGE 55-56	PAGE 57-58	PAGE 59-60
									
PAGE 61-62	PAGE 63-64	PAGE 65-66	PAGE 67-68	PAGE 69-70	PAGE 71-72	PAGE 73-74	PAGE 75-76	PAGE 77-78	PAGE 79-80
									
PAGE 81-82	PAGE 83-84	PAGE 85-86	PAGE 87-88	PAGE 89-90	PAGE 91-92	PAGE 93-94	PAGE 95-96	PAGE 97-98	PAGE 99-100

↖ INDEX-PLEASE CLICK THE PICTURE TO THE LINK OF PAGE

									
PAGE 101-102	PAGE 103-104	PAGE 105-106	PAGE 107-108	PAGE 109-110	PAGE 111-112	PAGE 113-114	PAGE 115-116	PAGE 117-118	PAGE 119-120
									
PAGE 121-122	PAGE 123-124	PAGE 125-126	PAGE 127-128	PAGE 129-130	PAGE 131-132	PAGE 133-134	PAGE 135-136	PAGE 137-138	PAGE 139-140
									
PAGE 141-142	PAGE 143-144	PAGE 145-146	PAGE 147-148	PAGE 149-150	PAGE 151-152	PAGE 153-154	PAGE 155-156	PAGE 157-158	PAGE 159-160
									
PAGE 161-162	PAGE 163-164	PAGE 165-166	PAGE 167-168	PAGE 169-170	PAGE 171-172	PAGE 173-174	PAGE 175-176	PAGE 177-178	PAGE 179-180
									
PAGE 181-182	PAGE 183-184	PAGE 185-186	PAGE 187-188	PAGE 189-190	PAGE 191-192	PAGE 193-194	PAGE 195-196	PAGE 197-198	PAGE 199-200

↖ INDEX-PLEASE CLICK THE PICTURE TO THE LINK OF PAGE



PAGE 201-202

PAGE 203-204

PAGE 205-206

PAGE 207-208

PAGE 209-210





PAGE 211-212

PAGE 213-214

PAGE 215-216

PAGE 217-218













PAGE 219-220



PAGE 221-222

PAGE 223-224

PAGE 225-226



# RECHARGEABLE



CODE: RTL210105

 2x2200 mAh

**2.2**  
WATT

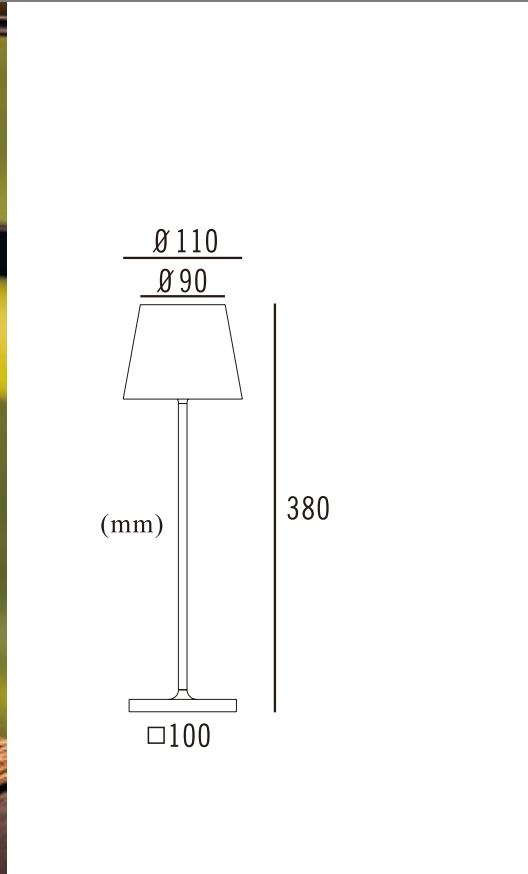
**200**  
LUMENS

SMD  5V 1A CHARGER  6Hs  9Hs **IP 54**

 INCL.  TOUCH DIMMER

Die-casting alum. housing  
Opal PC diffuser  
c/m plastic charging base  
5V 1A charger & cable including

**IP54**  
1-2



# RECHARGEABLE



CODE: RTL23059

 2x2200  
mAh

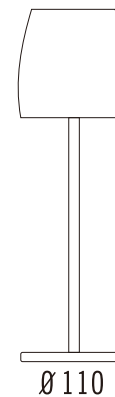
**2.2**  
WATT **220**  
LUMENS

SMD  5V 1A  
CHARGER  6Hs  9Hs IP  
**54**

 INCL.  TOUCH DIMMER  
3000K  
4500K  
6000K

Die-casting alum. housing  
Opal PC diffuser  
c/m plastic charging base  
5V 1A charger & cable including

Ø 110  
Ø 90



320

IP54

3-4

# RECHARGEABLE



CODE: RTL210101

 2x2200  
mAh

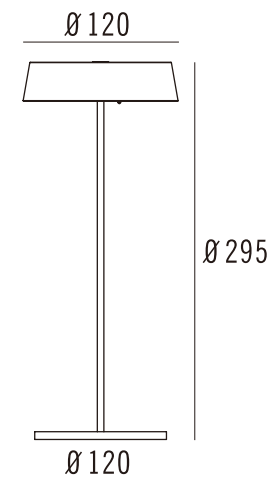
**2.2**  
WATT

**200**  
LUMENS

SMD  5V 1A CHARGER  6Hs  9Hs **IP 54**

 INCL.  TOUCH DIMMER

Die-casting alum. housing  
PC diffuser  
5V 1A charger & cable including




**IP54**  
5-6






# RECHARGEABLE



CODE: RTL210118

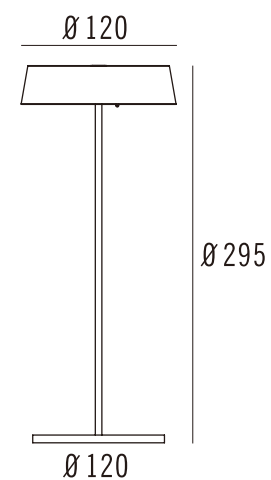
 2x2200  
mAh

**2.2** **200**  
WATT LUMENS

SMD  5V 1A CHARGER  6Hs  9Hs IP 54

 INCL.  TOUCH DIMMER

Die casting alum. housing  
PC diffuser  
5V 1A charger & cable including




# IP54

7-8

# RECHARGEABLE

Die-casting alum. housing  
Opal PC diffuser  
c/m plastic charging base  
5V 1A charger & cable including



IP54  
9-10



CODE: RTL210116-A

 2200 mAh

**1.5** WATT **150** LUMENS



CODE: RTL210116-B

 2200 mAh

**1.5** WATT **150** LUMENS



# RECHARGEABLE

Die-casting alum. housing  
Opal PC diffuser  
c/m plastic charging base  
5V 1A charger & cable including

SMD 5V 1A CHARGER 6Hs 9Hs IP 54

INCL. TOUCH DIMMER 3000K 4500K 6000K



C TYPE



D TYPE



E TYPE



76

240

# IP54

11-12

CODE: RTL210116-C,D,E

2200 mAh

1.5 WATT

180 LUMENS

# RECHARGEABLE

Die-casting alum. housing  
glass diffuser  
c/m plastic charging base  
5V 1A charger & cable including

SMD 5V 1A CHARGER 6Hs 9Hs IP 54

INCL. TOUCH DIMMER 3000K 4500K 6000K

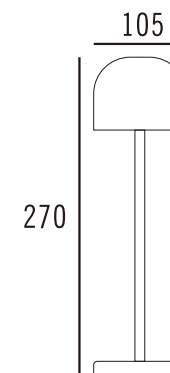
# IP54

13-14

CODE: RTL210118-A

2x2200 mAh

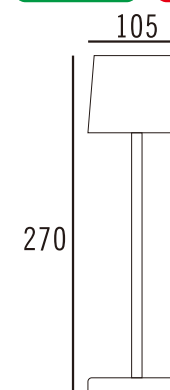
2.2 WATT 220 LUMENS



CODE: RTL210118-B

2x2200 mAh

2.2 WATT 220 LUMENS





C  
TYPE



D  
TYPE



E  
TYPE



# RECHARGEABLE

Die-casting alum. housing  
glass diffuser  
c/m plastic charging base  
5V 1A charger & cable including

SMD **IP 54**

3000K  
4500K  
6000K

# IP54

15-16


CODE: RTL210118-C,D,E

2x2200 mAh

**2.2**  
WATT

**220**  
LUMENS

# RECHARGEABLE



CODE: RTL210103

 2x2200 mAh

**2.2**  
WATT

**200**  
LUMENS

SMD

 5V 1A CHARGER

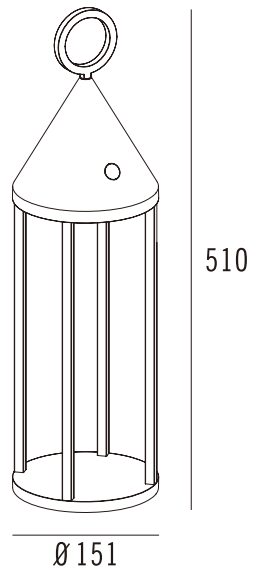
 6Hs

 9Hs

IP 54




Die-casting alum. housing  
PC diffuser  
5V 1A charger & cable including



IP54  
17-18

# RECHARGEABLE



19

Motion sensor switch

Motion sensing mode

Continuously lighting mode

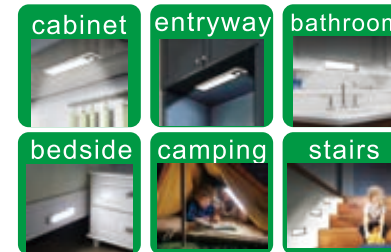
no light

USB recharging


Materials in aluminium & PC  
c/m charging USB cable

SMD INCL. IP 20


suitable for fast charging




CODE: RCB231010



CODE: RCB231020



CODE: RCB231030



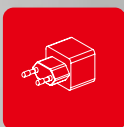
20

# RECHARGEABLE

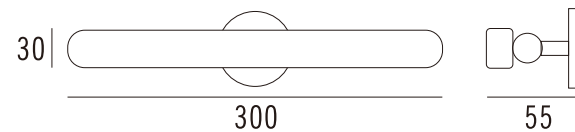


Housing in solid wood  
PC diffuser  
c/m charging USB cable

SMD INCL. IP 20



suitable for fast charging



CODE: RCW232010

1200 mAh

4 WATT

320 LUMENS

SMD

2Hs

6Hs

IP 20



240

CODE: RCW232020

1200 mAh

3 WATT

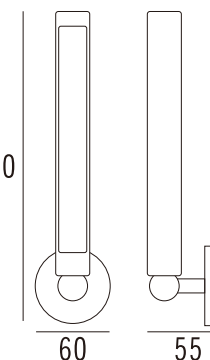
240 LUMENS

SMD

2Hs


6Hs

IP 20






# RECHARGEABLE

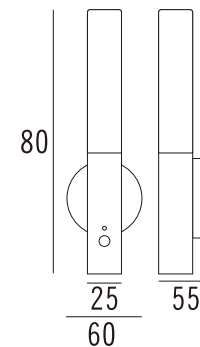


Housing in solid wood  
PC diffuser  
c/m charging USB cable

SMD INCL. IP 20

 suitable for fast charging

23-24



CODE: RCW232030

 1200 mAh

1 WATT

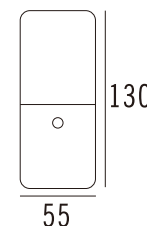

80 LUMENS

SMD

 2Hs

 6Hs

IP 20



UP single 300K

DOWN RGB

CODE: RCW232040

 1200 mAh

1.5 WATT

120 LUMENS

SMD

 2Hs

 6Hs

IP 20

# SMART



CODE: SC-20910

**30**  
WATT

**3500**  
LUMENS

**CCT**  
available  
3K, 4K, 6K



Materials in die-casting & PC  
c/w terminal block  
CCT type with switch inside  
isolation LED driver  
Input in 110V~, 240V~  
Class I

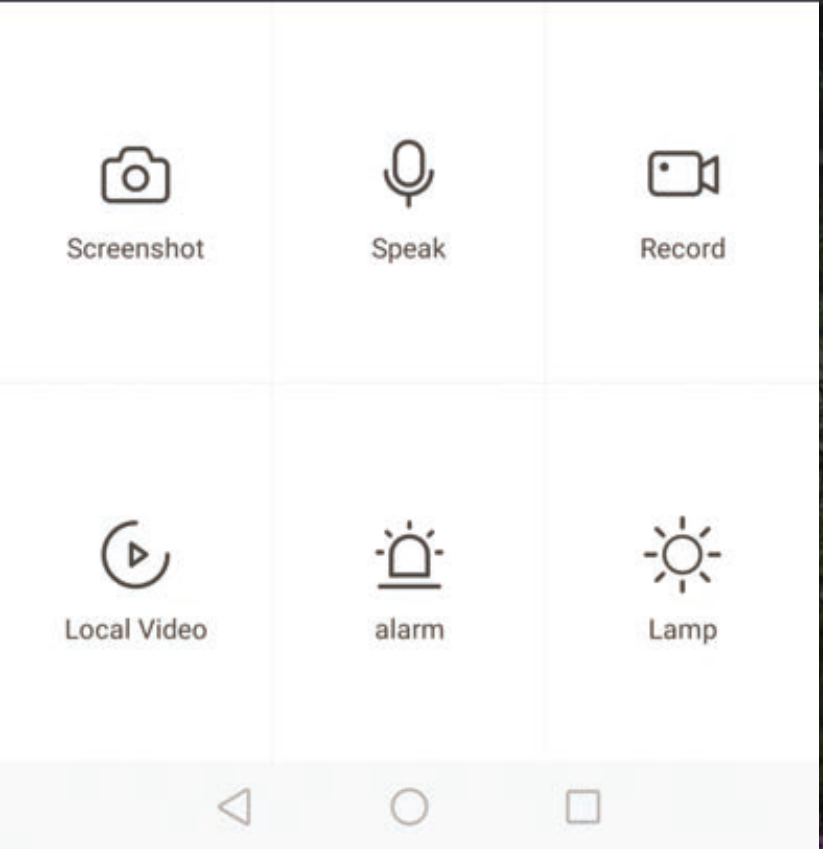
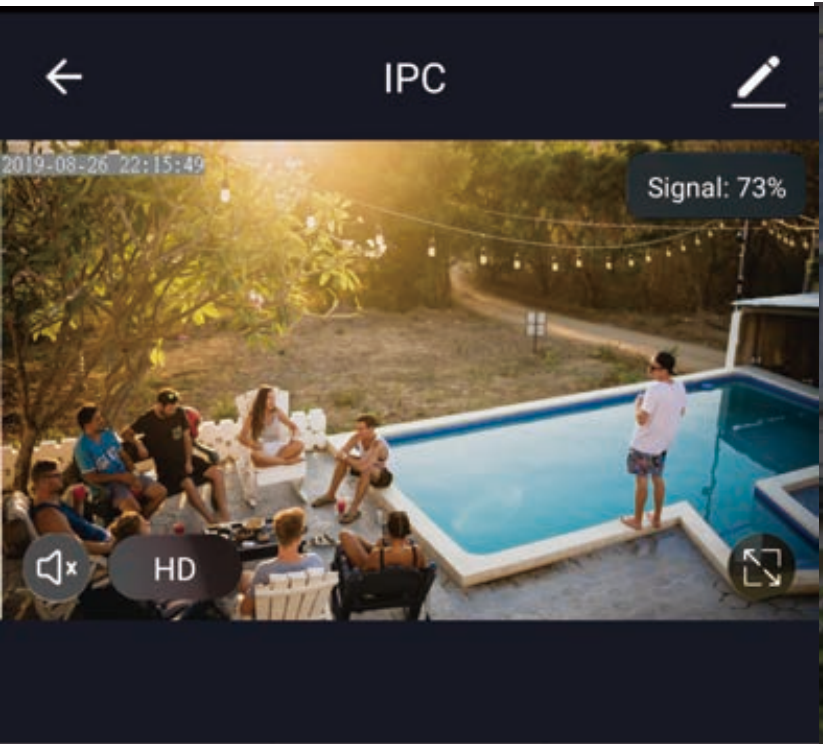
SMD >80 CRI Isolation driver

- HD VIDEO
- PIR
- 20W bright floodlight
- Speaking & Reciving
- Motion-activated
- Alarm
- Record
- Timer
- Dimmable

- Tuya APP
- Smart life APP
- Google Chromcast
- Amazone Echo Show

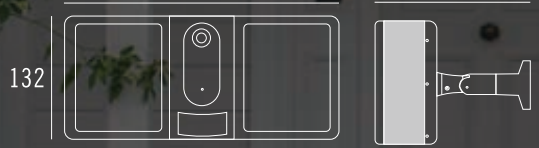
**IP54**  
25-26

IP 54



CODE: SC-19901

**2x10** WATT  
**2400** LUMENS  
**CCT** available 3K, 4K, 6K



Housing in die-casting alum.  
 PC diffuser  
 wall type with terminal block  
 CCT type with switch inside  
 isolation LED driver  
 Input in 110V~, 240V~  
 Class I

SMD >80 CRI isolation driver

- HD VIDEO
- PIR
- 20W bright floodlight
- Speaking & Reciving
- Motion-activated
- Alarm
- Record
- Timer
- Dimmable


- Tuya APP
- Smart life APP
- Google Chromcast
- Amazone Echo Show

IP 65

# WALL surface

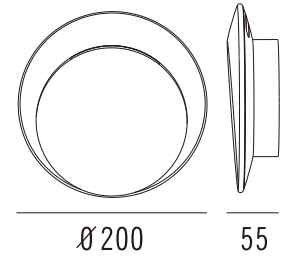
Housing in die-casting alum.  
PC diffuser  
c/w terminal block  
CCT type with switch inside  
Isolation LED driver  
Input in 110V~, 240V~  
Class I

SMD >80 CRI isolation driver IP 65



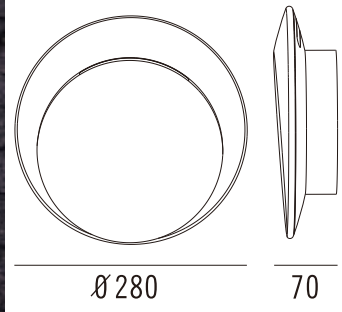
CODE: WS-233101

10 WATT 1200 LUMENS CCT available 3K, 4K, 6K



CODE: WS-233102

18 WATT 2100 LUMENS CCT available 3K, 4K, 6K



IP65  
29-30



CODE: WS-233201

**12**  
WATT

**1400**  
LUMENS

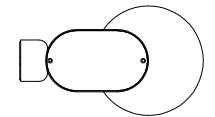
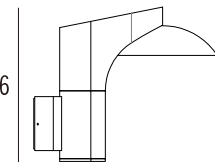
**CCT**  
available  
3K, 4K, 6K



350°

220

186



133

## ROTATABLE

Housing in die-casting alum.  
PC diffuser  
c/w terminal block  
CCT type with switch inside  
Isolation LED driver  
Input in 110V~, 240V~  
Class I



>80  
CRI



IP  
65

# IP65

31-32

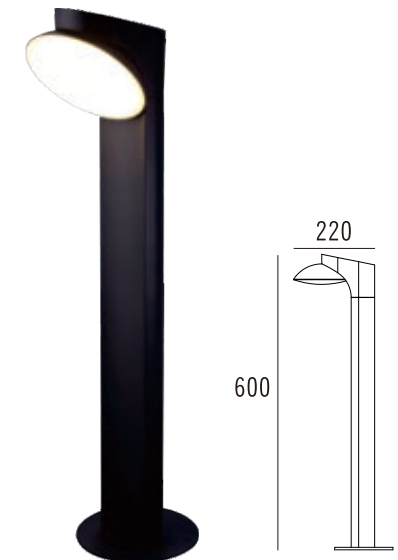


CODE: GD-233201

**12**  
WATT

**1400**  
LUMENS

**CCT**  
available  
3K, 4K, 6K



600

220

# ROTATABLE


Housing in die-casting alum.  
 Glass diffuser  
 c/w terminal block  
 CCT type with switch inside  
 Isolation LED driver  
 Input in 110V~, 240V~  
 Class I

 SMD
  >80 CRI
  isolation driver
 


 IP 65

CODE: WS-233210

12 WATT
1400 LUMENS
CCT available 3K, 4K, 6K



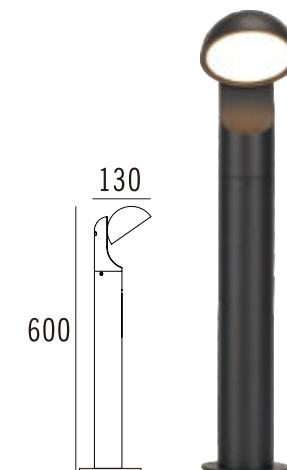
CODE: WS-233211

20 WATT
4400 LUMENS
CCT available 3K, 4K, 6K



CODE: GD-233210

12 WATT
1400 LUMENS
CCT available 3K, 4K, 6K



# IP65

33-34



Housing in die-casting alum.  
 PC diffuser  
 c/w terminal block  
 CCT type with switch inside  
 Isolation LED driver  
 Input in 110V~, 240V~  
 Class I

 **SMD**  
  **>80 CRI**  
  **isolation driver**  
   
   
  **IP 65**



CODE: WS-234239

**12** WATT  
 **1400** LUMENS  
 **CCT** available 3K, 4K, 6K



CODE: GD-234239

**12** WATT  
 **1400** LUMENS  
 **CCT** available 3K, 4K, 6K



**IP65**  
35-36



CODE: WS-233225

12 WATT

1400 LUMENS

CCT available 3K, 4K, 6K



CODE: GD-233225

12 WATT

1400 LUMENS

CCT available 3K, 4K, 6K

Housing in die-casting alum.  
PC diffuser  
c/w terminal block  
CCT type with switch inside  
Isolation LED driver  
Input in 110V~, 240V~  
Class I







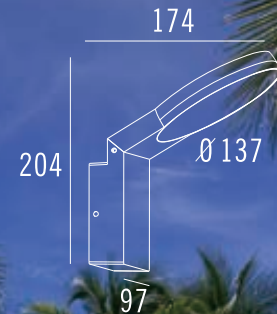



# IP65

37-38








CODE: WS-233230

12  
WATT

1400  
LUMENS

CCT  
available  
3K, 4K, 6K

Housing in die-casting alum.  
PC diffuser  
c/w terminal block  
CCT type with switch inside  
Linear LED driver  
Input in 110V~, 240V~  
Class I



CODE: WS-233230-S

12  
WATT

1400  
LUMENS

CCT  
available  
3K, 4K, 6K

# IP54

39-40





# IP65

41-42



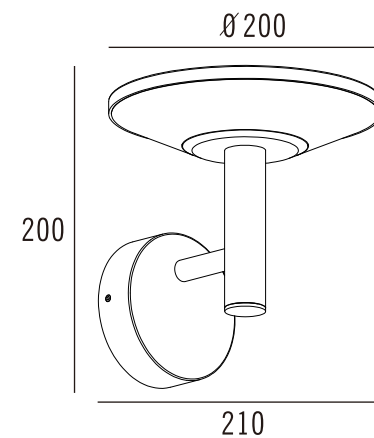
Housing in die-casting alum.  
PC diffuser  
c/w terminal block  
CCT type with switch inside  
Isolation LED driver  
Input in 110V~, 240V~  
Class I



CODE: WS-233236

**15**  
WATT

**1770**  
LUMENS





Housing in die-casting alum.  
PC diffuser  
c/w terminal block  
CCT type with switch inside  
Isolation LED driver  
Input in 110V~, 240V~  
Class I



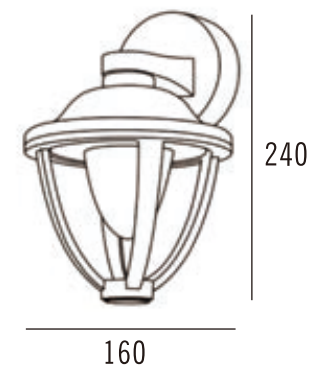
>80  
CRI



IP  
65

# IP65

43-44

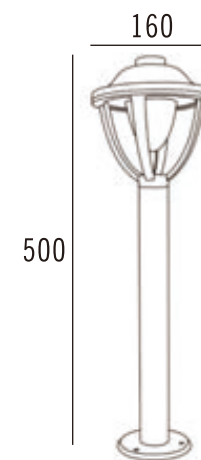


CODE: WS-233240

8  
WATT

950  
LUMENS

CCT  
available  
3K, 4K, 6K



CODE: GD-233240

8  
WATT

950  
LUMENS

CCT  
available  
3K, 4K, 6K



Housing in die-casting alum.  
PC diffuser  
c/w terminal block  
CCT type with switch inside  
Isolation LED driver  
Input in 110V~, 240V~  
Class I



# IP65

45-46

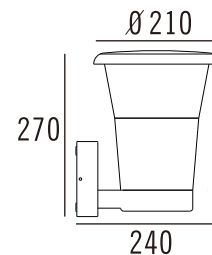


CODE: WS-233246

20  
WATT

2400  
LUMENS

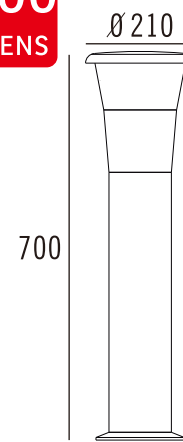
CCT  
available  
3K, 4K, 6K



CODE: GD-233246

20  
WATT

2400  
LUMENS





# ROTATABLE

Housing in die-casting alum.  
 Glass diffuser  
 c/w terminal block  
 CCT type with switch inside  
 Isolation LED driver  
 Input in 110V~, 240V~  
 Class I







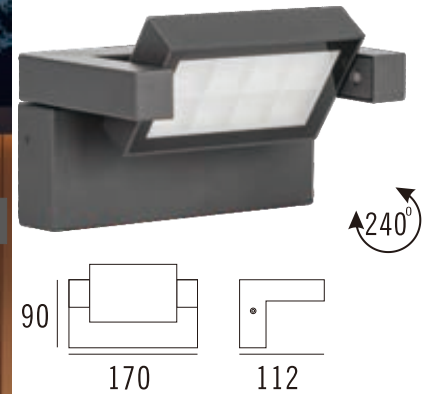


# IP65

47-48

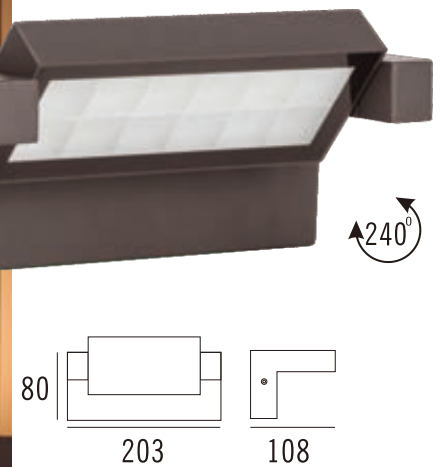
CODE: WS-233250

**10** WATT  
**1200** LUMENS  
**CCT** available 3K, 4K, 6K



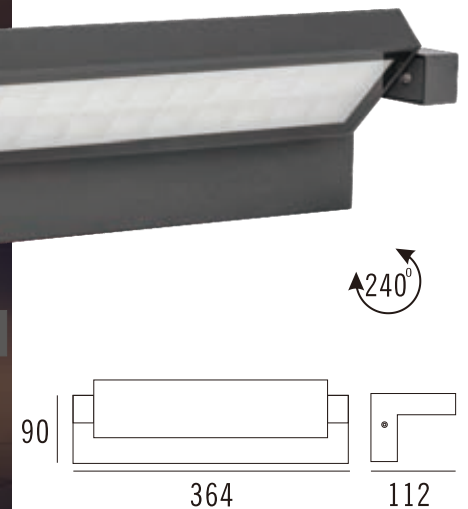
CODE: WS-233251

**18** WATT  
**2100** LUMENS  
**CCT** available 3K, 4K, 6K



CODE: WS-233252

**36** WATT  
**4000** LUMENS  
**CCT** available 3K, 4K, 6K



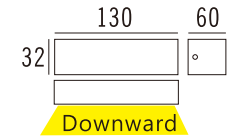
Housing in die-casting alum.  
 Glass diffuser  
 c/w terminal block  
 CCT type with switch inside  
 Isolation LED driver  
 Input in 110V~, 240V~  
 Class I



**IP54**  
 49-50

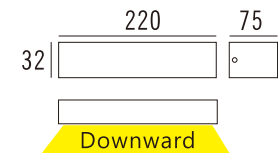
CODE: WS-1085

**6** WATT    **700** LUMENS    **CCT** available 3K, 4K, 6K



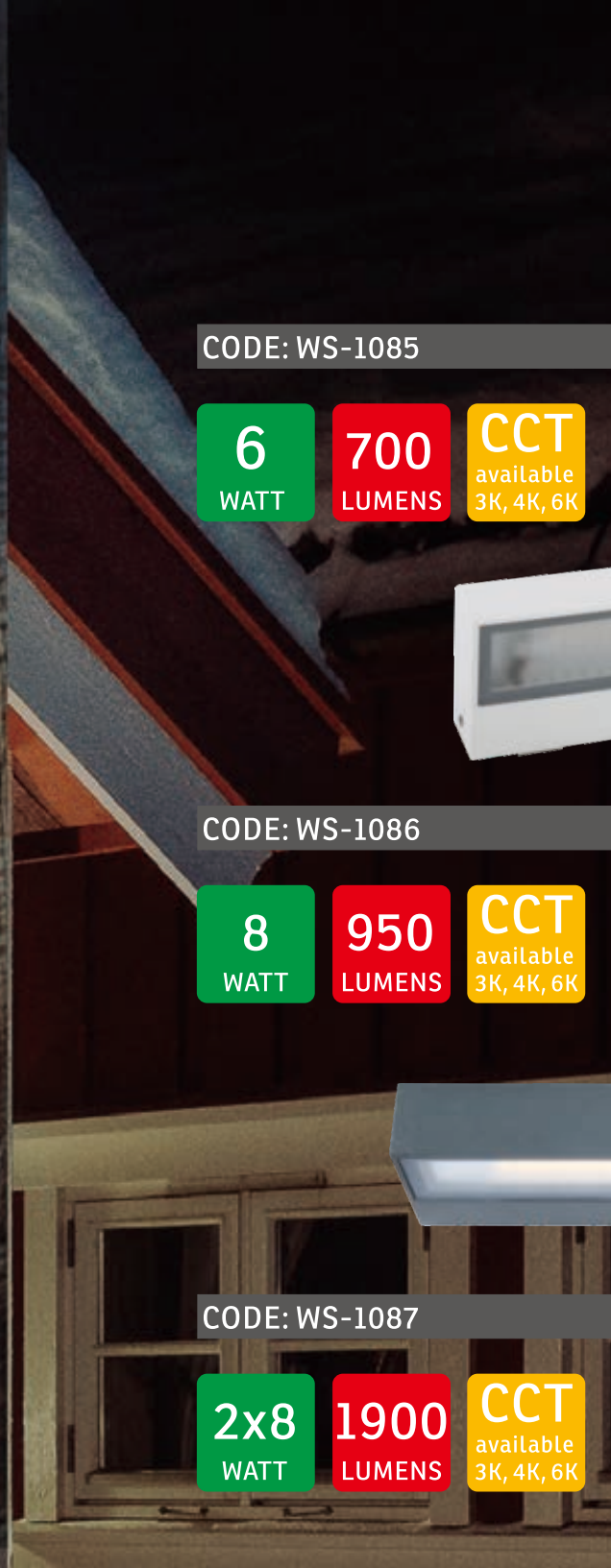
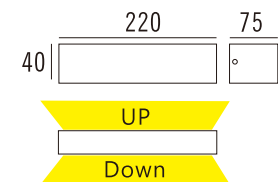
CODE: WS-1086

**8** WATT    **950** LUMENS    **CCT** available 3K, 4K, 6K



CODE: WS-1087

**2x8** WATT    **1900** LUMENS    **CCT** available 3K, 4K, 6K





Housing in die-casting alum.  
 Glass diffuser  
 c/w terminal block  
 CCT type with switch inside  
 Isolation LED driver  
 Input in 110V~, 240V~  
 Class I

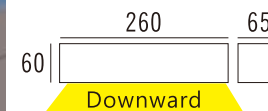


# IP65

51-52

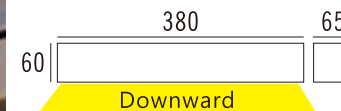
CODE: WS-233261-260

**8** WATT    **960** LUMENS    **CCT** available 3K, 4K, 6K



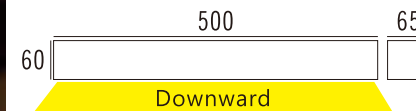
CODE: WS-233261-380

**12** WATT    **1400** LUMENS    **CCT** available 3K, 4K, 6K



CODE: WS-233261-500

**16** WATT    **1920** LUMENS    **CCT** available 3K, 4K, 6K



CODE: WS-233262-260

**2x8** WATT    **1920** LUMENS    **CCT** available 3K, 4K, 6K



CODE: WS-233262-380

**2x10** WATT    **2400** LUMENS    **CCT** available 3K, 4K, 6K




CODE: WS-233262-500

**2x15** WATT    **3600** LUMENS    **CCT** available 3K, 4K, 6K

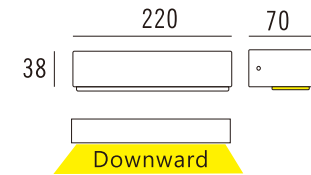


Housing in die-casting alum.  
PC diffuser  
c/w terminal block  
CCT type with switch inside  
Isolation LED driver  
Input in 110V~, 240V~  
Class I



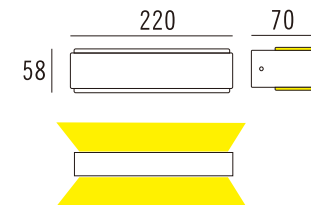
CODE: WS-1088-D

**8** WATT  
**950** LUMENS  
**CCT** available 3K, 4K, 6K



CODE: WS-1088-UD

**2x8** WATT  
**1900** LUMENS  
**CCT** available 3K, 4K, 6K



**IP54**  
53-54





# IP65

55-56

CODE: WS-1064-90

2x6

WATT

1400

LUMENS



SMD



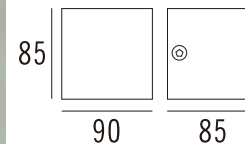
>80  
CRI



isolation  
driver



Housing in die-casting alum.  
Glass diffuser  
c/w terminal block  
CCT type with switch inside  
Isolation LED driver  
Input in 110V~, 240V~  
Class I




Housing in die-casting alum.  
 Glass diffuser  
 c/w terminal block  
 CCT type with switch inside  
 Isolation LED driver  
 Input in 110V~, 240V~  
 Class I




CODE: WS-1064-140

**12** WATT  
**1400** LUMENS  
**CCT** available 3K, 4K, 6K



CODE: WS-1064-185

**12** WATT  
**1400** LUMENS  
**CCT** available 3K, 4K, 6K

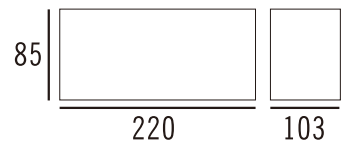


CODE: WS-1064-300

**36** WATT  
**4300** LUMENS  
**CCT** available 3K, 4K, 6K

CODE: WS-1064-220

**20** WATT  
**2400** LUMENS  
**CCT** available 3K, 4K, 6K



**IP65**  
 57-58



CODE: WS-19040

16  
WATT

1840  
LUMENS

CCT  
available  
3K, 4K, 6K

SMD

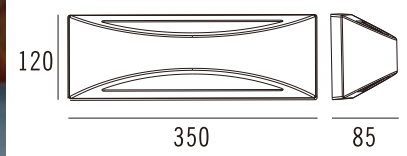
>80  
CRI

LINEAR  
driver



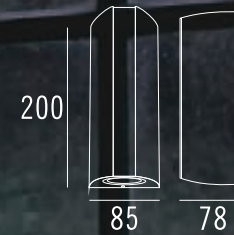
IP  
65

Housing in die-casting alum.  
PC diffuser  
c/w terminal block  
CCT type with switch inside  
Linear LED driver  
Input in 110V~, 240V~  
Class I



IP65  
59-60

Housing in die-casting  
 Glass & PC diffuser  
 Aluminium reflector  
 c/w terminal block  
 CCT type with switch inside  
 Isolation LED driver  
 Input in 110V~, 240V~  
 Class I



CODE: WS-19010

<b>14</b> WATT	<b>1600</b> LUMENS	<b>CCT</b> available 3K, 4K, 6K
-------------------	-----------------------	---------------------------------------



CODE: WS-19011

<b>14</b> WATT	<b>1600</b> LUMENS	<b>CCT</b> available 3K, 4K, 6K
-------------------	-----------------------	---------------------------------------



**IP65**  
61-62



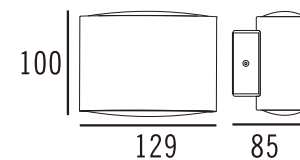
CODE: WS-19303

<b>2x4</b> WATT	<b>960</b> LUMENS	<b>CCT</b> available 3K, 4K, 6K
--------------------	----------------------	---------------------------------------

 COB	 >80 CRI	 isolation driver		
---	---	--	---	---


	<b>IP 65</b>
---	--------------

Housing in die-casting alum.  
PC diffuser  
c/w terminal block  
CCT type with switch inside  
Isolation LED driver  
Input in 110V~, 240V~  
Class I



# IP65

63-64



CODE: WS-19021

**2x5**  
WATT

**1200**  
LUMENS

**CCT**  
available  
3K, 4K, 6K

 **COB**

**>80**  
CRI

 **isolation driver**

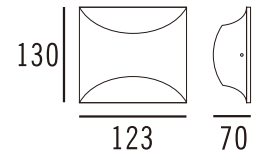






**IP 54**

Housing in die-casting alum.  
Glass diffuser  
c/w terminal block  
CCT type with switch inside  
Isolation LED driver  
Input in 110V~, 240V~  
Class I



**IP54**  
65-66

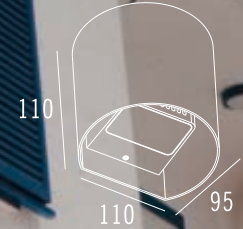
Housing in die-casting alum.  
 glass diffuser  
 c/w reflector  
 c/w terminal block  
 CCT type with switch inside  
 Isolation LED driver  
 Input in 110V~, 240V~  
 Class I



>80  
CRI



IP  
54

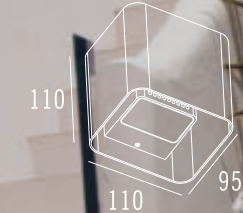


CODE: WS-20011

2x5  
WATT

1200  
LUMENS

CCT  
available  
3K, 4K, 6K



CODE: WS-20012

2x5  
WATT

1200  
LUMENS

CCT  
available  
3K, 4K, 6K



IP54  
67-68



# surface

Housing in die-casting alum.  
 Glass diffuser  
 c/w terminal block  
 CCT type with switch inside  
 Isolation LED driver  
 Input in 110V~, 240V~  
 Class I

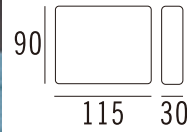
SMD  
 >80 CRI  
 isolation driver  
 Class I  
 IP 65

# IP65

69-70


CODE: WS-1105

**2x3** WATT  
 **700** LUMENS  
 **CCT** available 3K, 4K, 6K



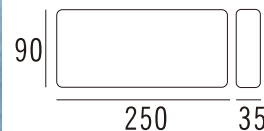
CODE: WS-1106

**2x6** WATT  
 **1400** LUMENS  
 **CCT** available 3K, 4K, 6K



CODE: WS-1107

**2x12** WATT  
 **2800** LUMENS  
 **CCT** available 3K, 4K, 6K



CODE: WS-1108

**2x16** WATT  
 **3800** LUMENS  
 **CCT** available 3K, 4K, 6K







# IP65

71-72

Housing in die-casting alum.  
glass diffuser  
c/w reflector  
c/w terminal block  
CCT type with switch inside  
Isolation LED driver  
Input in 110V~, 240V~  
Class I



**4x3**  
WATT

**1440**  
LUMENS

**CCT**  
available  
3K, 4K, 6K



**2x3**  
WATT

**700**  
LUMENS

**CCT**  
available  
3K, 4K, 6K




Housing in die-casting alum.  
 glass diffuser  
 c/w terminal block  
 CCT type with switch inside  
 Isolation LED driver  
 Input in 110V~, 240V~  
 Class I



CODE: WS-1062

**2x3** WATT  
**700** LUMENS  
**CCT** available 3K, 4K, 6K



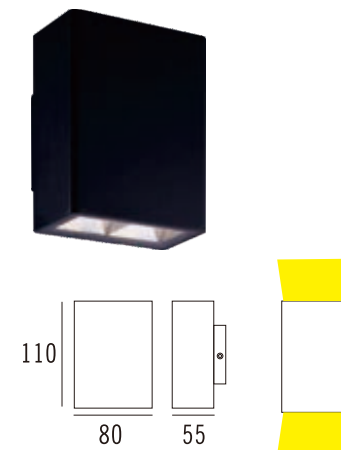
CODE: WS-1063

**2x6** WATT  
**1400** LUMENS  
**CCT** available 3K, 4K, 6K




CODE: WS-1064

**2x3** WATT  
**700** LUMENS  
**CCT** available 3K, 4K, 6K



CODE: WS-1065

**2x6** WATT  
**1400** LUMENS  
**CCT** available 3K, 4K, 6K



**IP65**  
 73-74



CODE: WS-1003

12  
WATT

1400  
LUMENS

CCT  
available  
3K, 4K, 6K

Housing in die-casting alum.  
PC diffuser  
c/w terminal block  
CCT type with switch inside  
isolation LED driver  
Input in 110V~, 240V~  
Class I









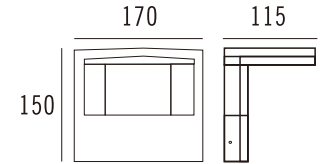
IP54  
75-76

CODE: WS-1003-SS

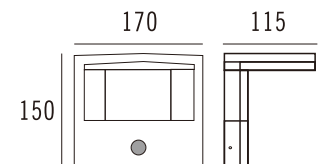
12  
WATT

1400  
LUMENS

CCT  
available  
3K, 4K, 6K



8metres  
8 seconds to 8 minutes





CODE: WS-20113

12  
WATT

1400  
LUMENS

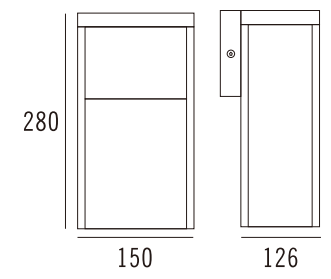
CCT  
available  
3K, 4K, 6K



IP  
54

IP54  
77-78

Housing in die-casting alum.  
glass diffuser  
c/w terminal block  
CCT type with switch inside  
Input in 110V~, 240V~  
Class I



Housing in die-casting alum.  
 PC diffuser  
 c/w terminal block  
 CCT type with switch inside  
 linear LED driver  
 Input in 110V~, 240V~  
 Class I



CODE: WS-19040

18  
WATT

2160  
LUMENS

CCT  
available  
3K, 4K, 6K



CODE: GD-19040

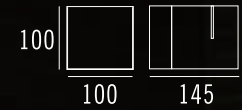
18  
WATT

2160  
LUMENS

CCT  
available  
3K, 4K, 6K

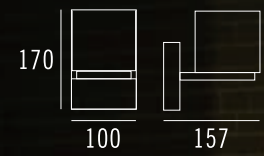



IP65  
79-80



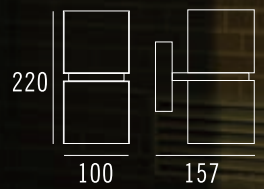
CODE: WS-19055

**8** WATT  
**960** LUMENS  
**CCT** available 3K, 4K, 6K



CODE: WS-19056

**8** WATT  
**960** LUMENS  
**CCT** available 3K, 4K, 6K



CODE: WS-19057

**2x8** WATT  
**1900** LUMENS  
**CCT** available 3K, 4K, 6K



# ROTATABLE

Housing in die-casting alum.  
 PC diffuser  
 c/w terminal block  
 CCT type with switch inside  
 isolation LED driver  
 Input in 110V~, 240V~  
 Class I

SMD >80 CRI isolation driver IP 54

# IP54

81-82

# ROTATABLE



# IP54

83-84

Housing in die-casting alum.  
PC diffuser  
c/w terminal block  
CCT type with switch inside  
isolation LED driver  
Input in 110V~, 240V~  
Class I

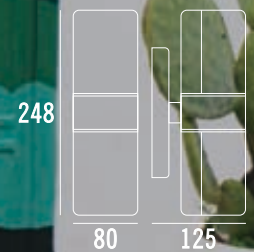


CODE: WS-19051

**8**  
WATT

**950**  
LUMENS

**CCT**  
available  
3K, 4K, 6K



CODE: WS-19052

**2x8**  
WATT

**950**  
LUMENS

**CCT**  
available  
3K, 4K, 6K



# ROTATABLE

Housing in die-casting alum.  
PC diffuser  
c/w terminal block  
CCT type with switch inside  
isolation LED driver  
Input in 110V~, 240V~  
Class I



CODE: WS-19151

**6**  
WATT

**660**  
LUMENS

**CCT**  
available  
3K, 4K, 6K



CODE: WS-19152

**2x6**  
WATT

**1320**  
LUMENS

**CCT**  
available  
3K, 4K, 6K



**IP54**  
85-86



# ROTATABLE



# IP54

87-88


Housing in die-casting alum.  
PC diffuser  
c/w terminal block  
isolation LED driver  
Input in 110V~, 240V~  
Class I

SMD >80 CRI isolation driver

IP 54

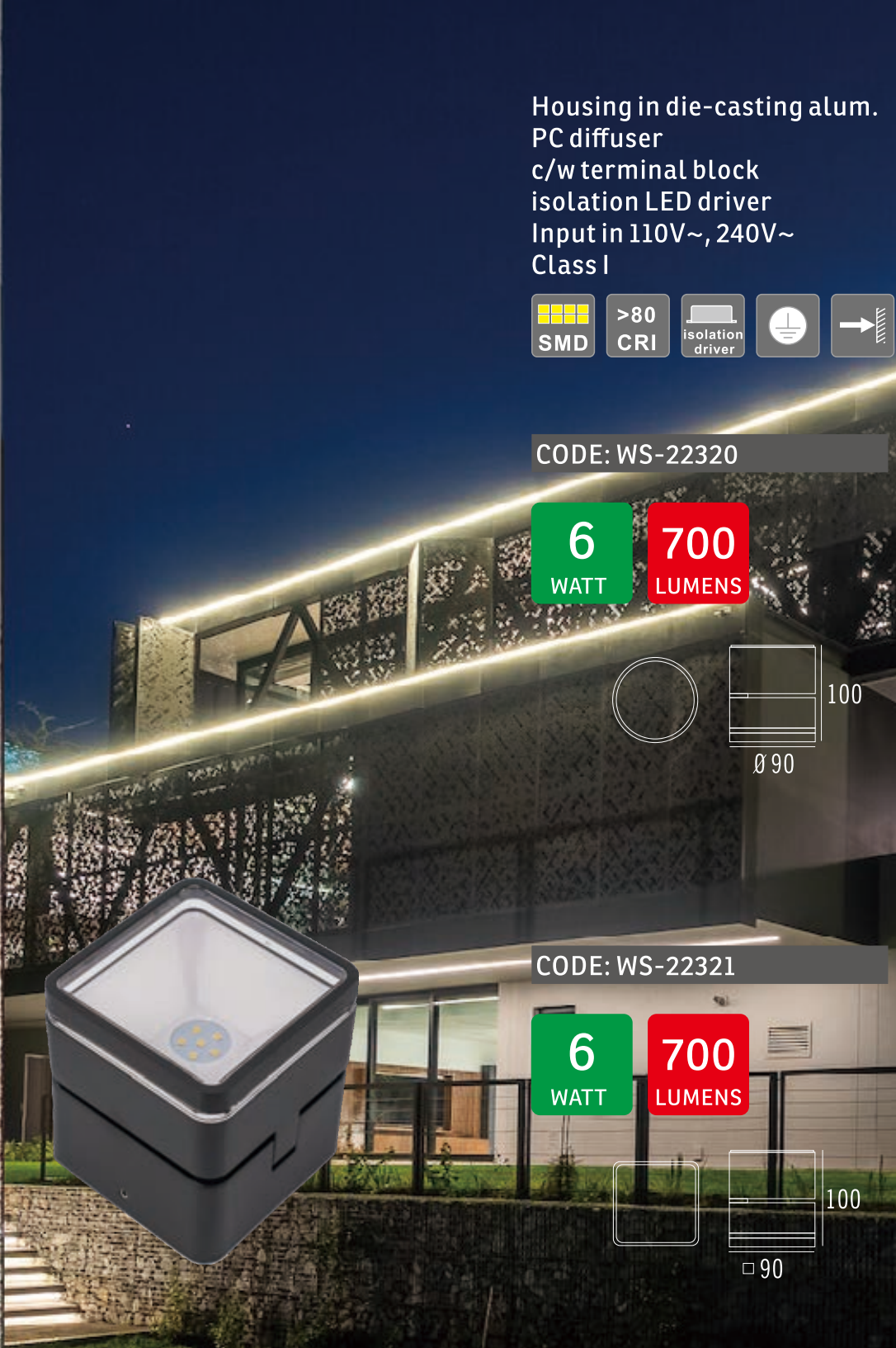
CODE: WS-22320

6 WATT 700 LUMENS



CODE: WS-22321

6 WATT 700 LUMENS



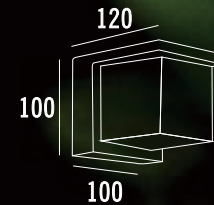


Housing in die-casting alum.  
 PC diffuser  
 c/w terminal block  
 CCT type with switch inside  
 Isolation LED driver  
 Input in 110V~, 240V~  
 Class I

 **SMD**
 **>80 CRI**
 **isolation driver**



 **IP 65**



CODE: WS-201703

 **12 WATT**
 **1400 LUMENS**
 **CCT**  
 available 3K, 4K, 6K



CODE: GD-201521

 **12 WATT**
 **1400 LUMENS**
 **CCT**  
 available 3K, 4K, 6K



**IP65**  
89-90



Housing in die-casting alum  
PC diffuser  
c/w terminal block  
CCT type with switch inside  
isolation LED driver  
Input in 110V~, 240V~  
Class I



>80  
CRI



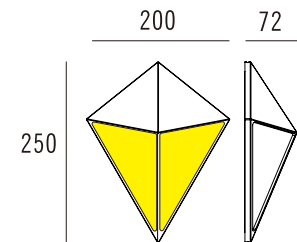
IP  
54

CODE: WS-233270

9  
WATT

1060  
LUMENS

CCT  
available  
3K, 4K, 6K

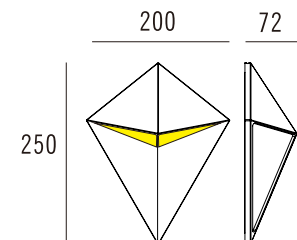


CODE: WS-233271

9  
WATT

1060  
LUMENS

CCT  
available  
3K, 4K, 6K

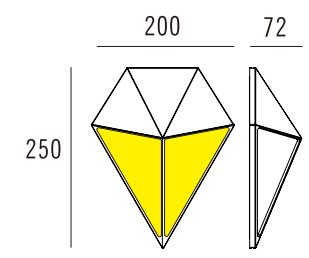


IP54  
91-92



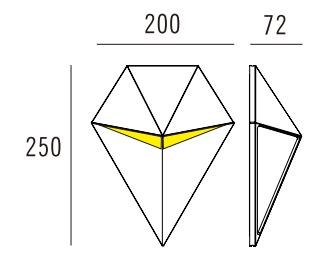
CODE: WS-233273

<b>9</b> WATT	<b>1060</b> LUMENS	<b>CCT</b> available 3K, 4K, 6K
------------------	-----------------------	---------------------------------------



CODE: WS-233274

<b>9</b> WATT	<b>1060</b> LUMENS	<b>CCT</b> available 3K, 4K, 6K
------------------	-----------------------	---------------------------------------



Housing in die-casting alum.  
 PC diffuser  
 c/w terminal block  
 CCT type with switch inside  
 Linear LED driver  
 Input in 110V~, 240V~  
 Class I

SMD	>80 CRI	LINEAR driver				IP 54
-----	---------	---------------	--	--	--	-------

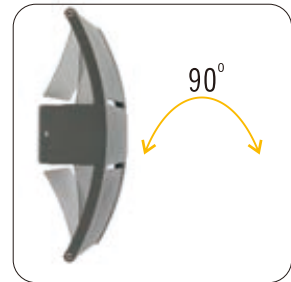
**IP54**  
 93-94

Housing in die-casting alum.  
Glass diffuser  
c/w terminal block  
CCT type with switch inside  
isolation LED driver  
Input in 110V~, 240V~  
Class I



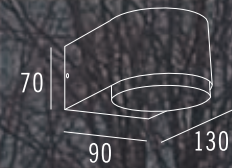
CODE: GD-19700

<b>2x6</b> WATT	<b>1400</b> LUMENS	<b>CCT</b> available 3K, 4K, 6K
--------------------	-----------------------	---------------------------------------



**IP65**  
95-96

Housing in die-casting alum.  
PC diffuser  
c/w terminal block  
CCT type with switch inside  
isolation LED driver  
Input in 110V~, 240V~  
Class I

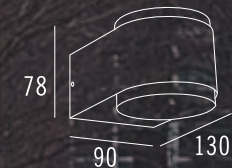


CODE: WS-1036-D

6  
WATT

700  
LUMENS

CCT  
available  
3K, 4K, 6K



CODE: WS-1036-UD

2x6  
WATT

1400  
LUMENS

CCT  
available  
3K, 4K, 6K

IP54  
97-98





Housing in die-casting alum.  
 PC diffuser  
 c/w terminal block  
 CCT type with switch inside  
 Linear LED driver  
 Input in 110V~, 240V~  
 Class I

 **SMD**
 **>80 CRI**
 **Isolation driver**



 **IP 54**



CODE: WS-233280

**7** WATT
 **800** LUMENS
 **CCT** available 3K, 4K, 6K



CODE: WS-233281

**12** WATT
 **1400** LUMENS
 **CCT** available 3K, 4K, 6K



**IP54**  
99-100

Housing in die-casting alum.  
 PC diffuser  
 c/w terminal block  
 CCT type with switch inside  
 isolation LED driver  
 Input in 110V~, 240V~  
 Class I

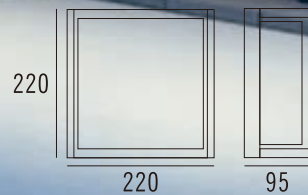
 **SMD**  
  **>80 CRI**  
  **isolation driver**  
   
 

 **IP 65**



CODE: WS-1113-RD

**16** WATT  
 **1900** LUMENS  
 **CCT** available 3K, 4K, 6K



CODE: WS-1114-SQ

**18** WATT  
 **2070** LUMENS  
 **CCT** available 3K, 4K, 6K



CODE: WS-1113-SQ

**16** WATT  
 **1900** LUMENS  
 **CCT** available 3K, 4K, 6K



**IP65**  
 101-102



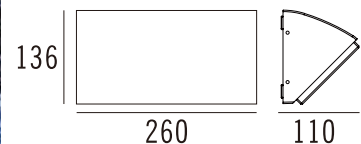


CODE: WS-233285

40  
WATT

4400  
LUMENS

CCT  
available  
3K, 4K, 6K



Housing in die-casting alum.  
PC diffuser  
c/w terminal block  
CCT type with switch inside  
isolation LED driver  
Input in 110V~, 240V~  
Class I



# IP65

103-104



CODE: WS-233286

60  
WATT

6600  
LUMENS

CCT  
available  
3K, 4K, 6K



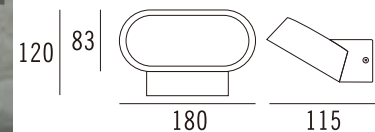


CODE: WS-19040-S

**7**  
WATT

**800**  
LUMENS

**CCT**  
available  
3K, 4K, 6K

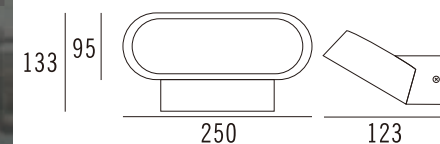


CODE: WS-19040-B

**13**  
WATT

**1500**  
LUMENS

**CCT**  
available  
3K, 4K, 6K



Housing in die-casting alum.  
PC/Glass diffuser  
c/w terminal block  
CCT type with switch inside  
isolation LED driver  
Input in 110V~, 240V~  
Class I



>80  
CRI

isolation  
driver



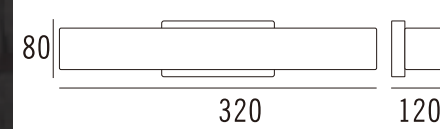
IP  
65

CODE: WS-11038

**2x12**  
WATT

**1150**  
LUMENS

**CCT**  
available  
3K, 4K, 6K



**IP65**  
105-106

Housing in die-casting alum.  
PC diffuser  
c/w terminal block  
CCT type with switch inside  
isolation LED driver  
Input in 110V~, 240V~  
Class I



>80  
CRI



IP  
65

CODE: WS-1131

12  
WATT

1400  
LUMENS

CCT  
available  
3K, 4K, 6K

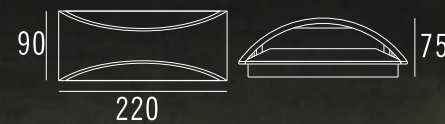


CODE: WS-1132

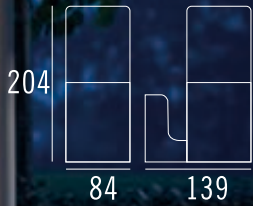
5  
WATT

600  
LUMENS

CCT  
available  
3K, 4K, 6K



IP65  
107-108



CODE: WS-233290

12  
WATT

1400  
LUMENS

CCT  
available  
3K, 4K, 6K



CODE: GD-233290

12  
WATT

1400  
LUMENS

CCT  
available  
3K, 4K, 6K


Housing in die-casting alum.  
PC diffuser  
c/w terminal block  
CCT type with switch inside  
isolation LED driver  
Input in 110V~, 240V~  
Class I

-  SMD
-  >80 CRI
-  isolation driver
- 
- 
- 
-  IP 54

# IP54

109-110





CODE: WS-233390

8 WATT

960 LUMENS

CCT available 3K, 4K, 6K



CODE: GD-233390

8 WATT

960 LUMENS

CCT available 3K, 4K, 6K



### DOUBLE DIFFUSER

Housing in die-casting alum.  
PC diffuser  
c/w terminal block  
CCT type with switch inside  
isolation LED driver  
Input in 110V~, 240V~  
Class I









# IP54

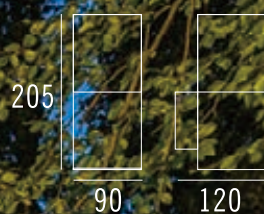
111-112

CODE: WS-233371

E27

Max. 60W

opal smoky  
Diffuser option

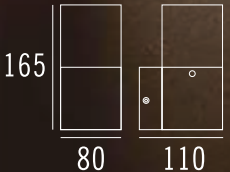


CODE: WS-233370

E27

Max. 60W

opal smoky  
Diffuser option




CODE: GD-233371

E27

Max. 60W

opal smoky  
Diffuser option




CODE: GD-233370

E27

Max. 60W

opal smoky  
Diffuser option




Housing in die-casting alum.  
PC diffuser\_option in opal or smoky  
c/w terminal block  
Input in 110V~, 240V~  
Class I



IP54

113-114



CODE: WS-233310

15  
WATT

1780  
LUMENS

CCT  
available  
3K, 4K, 6K

IP65  
115-116

Housing in die-casting alum.  
PC diffuser  
c/w terminal block  
CCT type with switch inside  
isolation LED driver  
Input in 110V~, 240V~  
Class I



CODE: WS-233315

12  
WATT

1400  
LUMENS

CCT  
available  
3K, 4K, 6K



CODE: GD-233315

12  
WATT

1400  
LUMENS

CCT  
available  
3K, 4K, 6K



Housing in die-casting alum.  
PC diffuser  
c/w terminal block  
CCT type with switch inside  
Linear LED driver  
Input in 110V~, 240V~  
Class I



CODE: WS-233320

20  
WATT

2400  
LUMENS

CCT  
available  
3K, 4K, 6K



CODE: WS-233321

20  
WATT

2400  
LUMENS

CCT  
available  
3K, 4K, 6K



IP54  
117-118





Housing in die-casting alum.  
PC diffuser  
c/w terminal block  
CCT type with switch inside  
Linear LED driver  
Input in 110V~, 240V~  
Class I



>80  
CRI

LINEAR  
driver



IP  
54

# IP54

119-120



CODE: WS-233330

12  
WATT

1400  
LUMENS

CCT  
available  
3K, 4K, 6K




CODE: WS-233331

12  
WATT

1400  
LUMENS

CCT  
available  
3K, 4K, 6K



CODE: WS-233332

12  
WATT

1400  
LUMENS

CCT  
available  
3K, 4K, 6K





# SOLAR



Housing in die-casting  
PC diffuser  
solar, sensor, automatically, switch  
sensor working on 8m, 120°  
Class III



>80  
CRI



IP  
54


Solar

Sensor


Auto

# IP54

121-122



CODE: WS-233340-SS


 2x1200  
mAh

3  
WATT

200  
LUMENS



CODE: WS-233341-SS

 2x1200  
mAh

3  
WATT

200  
LUMENS



CODE: WS-233342-SS

 2x1200  
mAh

3  
WATT

200  
LUMENS





Housing in die-casting alum.  
PC diffuser  
c/w terminal block  
CCT type with switch inside  
Isolation LED driver  
Input in 110V~, 240V~  
Class I




CODE: WS-1039

**13**  
WATT

**1500**  
LUMENS

**CCT**  
available  
3K, 4K, 6K

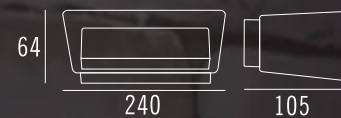


CODE: WS-11060

**12**  
WATT

**1350**  
LUMENS

**CCT**  
available  
3K, 4K, 6K



**IP65**  
123-124


Housing in die-casting alum.  
PC diffuser  
c/w terminal block  
CCT type with switch inside  
Linear LED driver  
Input in 110V~, 240V~  
Class I



>80  
CRI



IP  
44



A  
TYPE



B  
TYPE



C  
TYPE

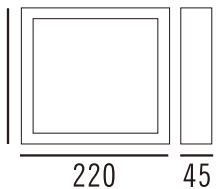
CODE: WS-233350-A,B,C

10  
WATT


1200  
LUMENS

CCT  
available  
3K, 4K, 6K

180



IP44  
125-126




CODE: WS-20111-A

10  
WATT

1100  
LUMENS

CCT  
available  
3K, 4K, 6K

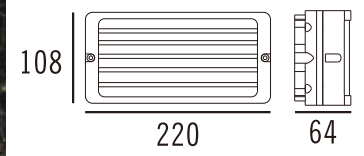


CODE: WS-20111-B

10  
WATT

1100  
LUMENS

CCT  
available  
3K, 4K, 6K



Housing in die-casting alum.  
PC diffuser  
c/w terminal block  
CCT type with switch inside  
Linear LED driver  
Input in 110V~, 240V~  
Class I



# IP65

127-128



CODE: WS-19145

12  
WATT

1400  
LUMENS

CCT  
available  
3K, 4K, 6K

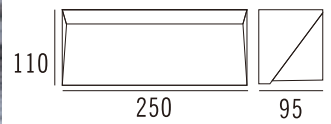


>80  
CRI



IP  
54

Housing in die-casting  
PC diffuser  
c/w terminal block  
CCT type with switch inside  
Isolation LED driver  
Input in 110V~, 240V~  
Class I



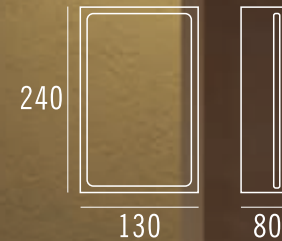
IP54  
129-130

CODE: WS-19080

**18**  
WATT

**2160**  
LUMENS

**CCT**  
available  
3K, 4K, 6K



Housing in die-casting alum.  
PC diffuser  
c/w terminal block  
CCT type with switch inside  
Isolation LED driver  
Input in 110V~, 240V~  
Class I



>80  
CRI



IP  
54

CODE: WS-208069

**10**  
WATT

**1200**  
LUMENS

**CCT**  
available  
3K, 4K, 6K



# IP54

131-132



CODE: WS-233360

<b>12</b> WATT	<b>1356</b> LUMENS	<b>CCT</b> available 3K, 4K, 6K
-------------------	-----------------------	---------------------------------------



CODE: WS-233361

<b>12</b> WATT	<b>1356</b> LUMENS	<b>CCT</b> available 3K, 4K, 6K
-------------------	-----------------------	---------------------------------------



CODE: WS-233362

<b>12</b> WATT	<b>1356</b> LUMENS	<b>CCT</b> available 3K, 4K, 6K
-------------------	-----------------------	---------------------------------------



CODE: WS-233363

<b>12</b> WATT	<b>1356</b> LUMENS	<b>CCT</b> available 3K, 4K, 6K
-------------------	-----------------------	---------------------------------------



# DOUBLE DIFFUSER

Housing in die-casting alum.  
 PC diffuser  
 c/w terminal block  
 CCT type with switch inside  
 Isolation LED driver  
 Input in 110V~, 240V~  
 Class I

SMD	>80 CRI	isolation driver				IP 54
-----	---------	------------------	--	--	--	-------

# IP54

133-134





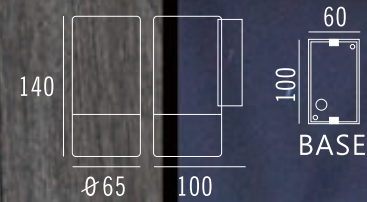
Housing in die-casting alum.  
 Glass diffuser  
 c/w terminal block  
 CCT type with switch inside  
 Isolation LED driver  
 Input in 110V~, 240V~  
 Class I



 → reflector optional 15°, 30°, 50°

# IP65

135-136



CODE: WS-3111-65

**6** WATT  
**700** LUMENS  
**CCT** available 3K, 4K, 6K



CODE: WS-3111-90

**12** WATT  
**1400** LUMENS  
**CCT** available 3K, 4K, 6K




CODE: WS-3111-102

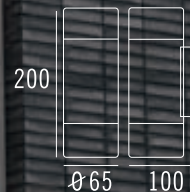
**18** WATT  
**2100** LUMENS  
**CCT** available 3K, 4K, 6K



Housing in die-casting alum.  
 Glass diffuser  
 c/w terminal block  
 CCT type with switch inside  
 Isolation LED driver  
 Input in 110V~, 240V~  
 Class I



 reflector optional 15°, 30°, 50°



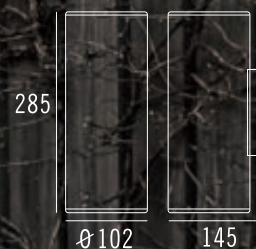
CODE: WS-3110-65

**2x6** WATT  
**1400** LUMENS  
**CCT** available 3K, 4K, 6K



CODE: WS-3110-90

**2x8** WATT  
**1920** LUMENS  
**CCT** available 3K, 4K, 6K



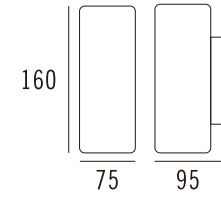
CODE: WS-3110-102

**2x12** WATT  
**2800** LUMENS  
**CCT** available 3K, 4K, 6K



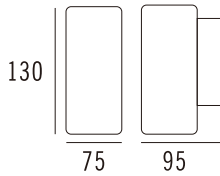
**IP65**  
 137-138

Housing in die-casting alum.  
 Glass diffuser  
 c/w terminal block  
 CCT type with switch inside  
 Isolation LED driver  
 Input in 110V~, 240V~  
 Class I



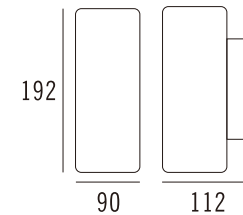
CODE: WS-3113-75

**2x6** WATT  
**1400** LUMENS  
**CCT** available 3K, 4K, 6K



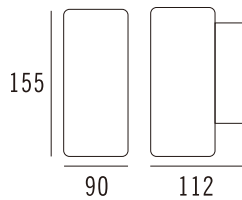
CODE: WS-3112-75

**6** WATT  
**700** LUMENS  
**CCT** available 3K, 4K, 6K



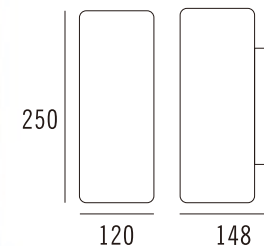
CODE: WS-3113-90

**2x10** WATT  
**2400** LUMENS  
**CCT** available 3K, 4K, 6K



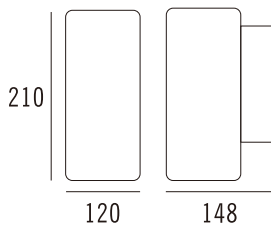
CODE: WS-3112-90

**10** WATT  
**1200** LUMENS  
**CCT** available 3K, 4K, 6K



CODE: WS-3113-120

**2x20** WATT  
**4800** LUMENS  
**CCT** available 3K, 4K, 6K



CODE: WS-3112-120

**20** WATT  
**2400** LUMENS  
**CCT** available 3K, 4K, 6K

# FAMILY

Housing in die-casting alum.  
Glass diffuser  
c/w terminal block  
CCT type with switch inside  
Isolation LED driver  
Input in 110V~, 240V~  
Class I



reflector optional 15°, 30°, 50°



CODE: WS-22312

12	1400	CCT
WATT	LUMENS	available 3K, 4K, 6K

# IP65

141-142



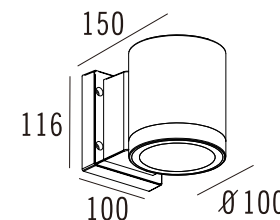
CODE: CL-22309

12	1400	CCT
WATT	LUMENS	available 3K, 4K, 6K



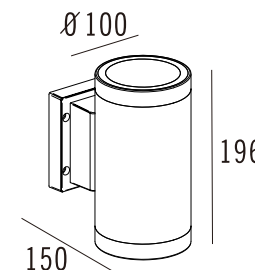
CODE: WS-22311

12	1400	CCT
WATT	LUMENS	available 3K, 4K, 6K



CODE: WS-22310

2x12	2800	CCT
WATT	LUMENS	available 3K, 4K, 6K

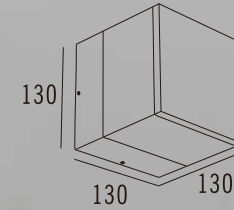




CODE: WS-233108

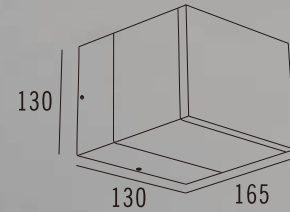
**12** WATT    **1400** LUMENS    **CCT** available 3K, 4K, 6K

**SMD**    **>80 CRI**    isolation driver



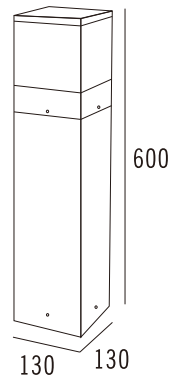
CODE: WS-233109

**E27**    **Max. 100W**



CODE: GD-233109

**E27**    **Max. 100W**



Housing in die-casting alum.  
PC diffuser  
c/w terminal block  
Input in 110V~, 240V~  
Class I

**IP 65**

**IP 65**  
143-144





Housing in die-casting alum.  
 PC diffuser  
 c/w terminal block  
 CCT type with switch inside  
 Isolation LED driver  
 Input in 110V~, 240V~  
 Class I

 **SMD**  
  **>80 CRI**  
  **isolation driver**  
   
   
   
  **IP 54**

**IP54**  
 145-146



C



A



D



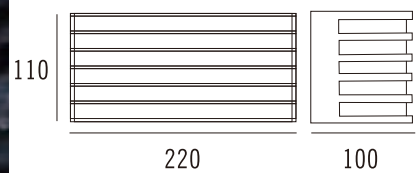
B

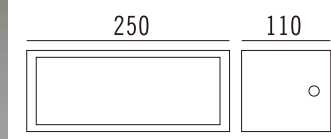

CODE: WS-234115-A,B,C,D

**12**  
WATT

**1400**  
LUMENS

**CCT**  
available  
3K, 4K, 6K





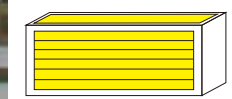
Housing in die-casting alum.  
 PC diffuser  
 c/w terminal block  
 Input in 110V~, 240V~  
 Class I



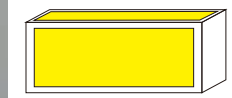
**IP54**

147-148

CODE: WS-1153-E27-A




CODE: WS-1153-E27-B



CODE: WS-1153-E27-C



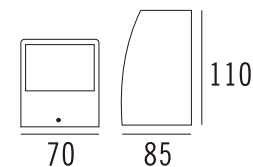
CODE: WS-1153-E27-D



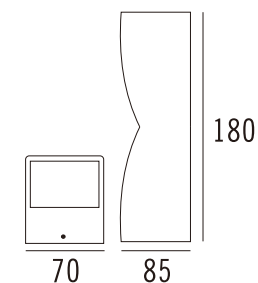
Housing in die-casting alum.  
Glass diffuser  
c/w terminal block  
Input in 110V~, 240V~  
Class I



CODE: WS-233370-1



CODE: WS-233370-2

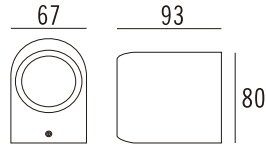


**IP65**  
149-150

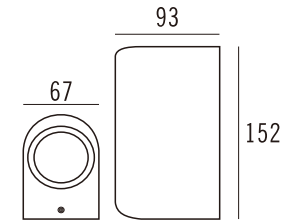




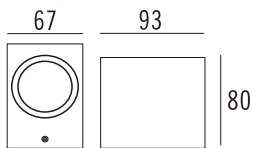
Housing in die-casting alum.  
 Glass diffuser  
 c/w terminal block  
 Input in 110V~, 240V~  
 Class I



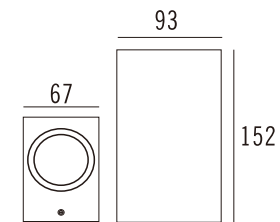
CODE: WS-3150-1



CODE: WS-3150-2



CODE: WS-3151-1



CODE: WS-3151-2





Housing in die-casting alum.  
PC diffuser  
c/w terminal block  
Input in 110V~, 240V~  
Class I



# IP44

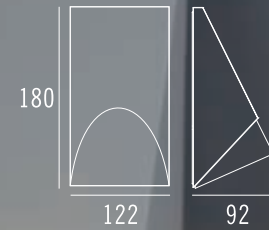
153-154

CODE: WS-1023

GU10

Max. 35W

Max. 6W


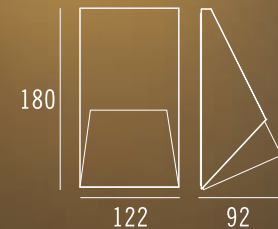


CODE: WS-1024

GU10

Max. 35W

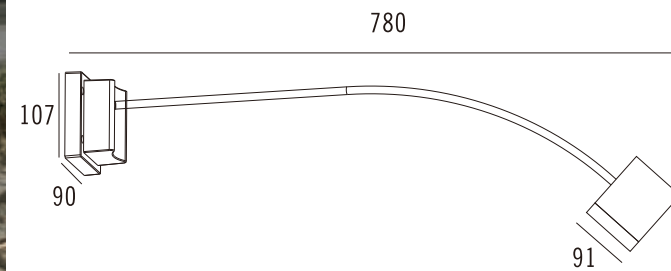
Max. 6W





**IP65**  
155-156

Housing in die-casting alum.  
Glass diffuser  
c/w terminal block  
Input in 110V~, 240V~  
Class I



CODE: WS-204016



Housing in die-casting alum.  
Glass diffuser  
c/w terminal block  
Input in 110V~, 240V~  
Class I



CODE: WS-233410

E27



155



177



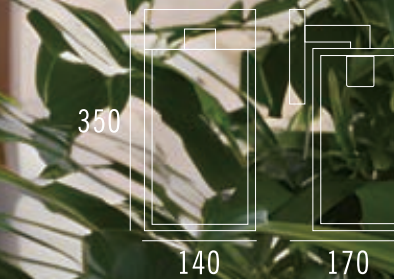
255

130

130

CODE: WS-233413

E27



350

140

170

CODE: WS-233411

E27




IP54  
157-158

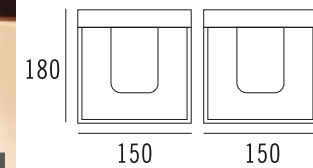
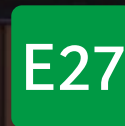
Housing in die-casting alum.  
Glass diffuser  
c/w terminal block  
Input in 110V~, 240V~  
Class I



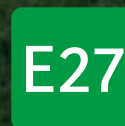
CODE: WS-233420



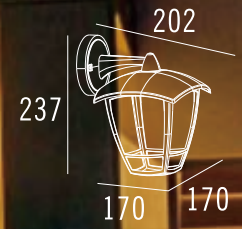

CODE: WS-233420-S



CODE: WS-233425



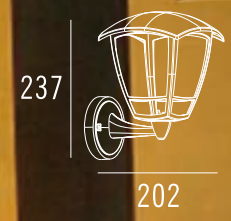
**IP54**  
159-160



CODE: WS-19111

E27

Max. 100W



CODE: WS-19112

E27

Max. 100W



CODE: GD-19711

E27

Max. 100W



Housing in die-casting alum.  
PC diffuser  
c/w terminal block  
Input in 110V~, 240V~  
Class I




# IP44


161-162




CODE: WS-19114-A



CODE: WS-19114-B



CODE: PD-19114



Housing in die-casting alum.  
PC diffuser  
c/w terminal block  
Input in 110V~, 240V~  
Class I



E27

Max. 100W

IP44

163-164

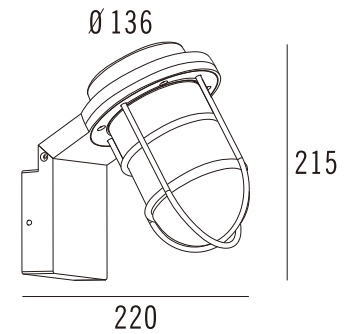


Housing in die-casting alum.  
PC diffuser  
c/w terminal block  
Input in 110V~, 240V~  
Class I

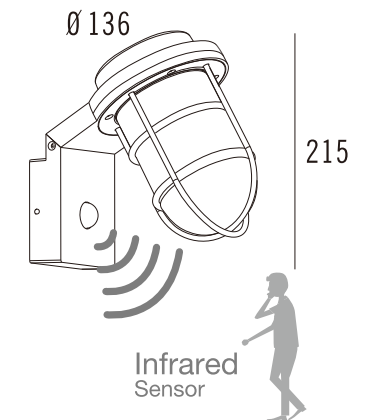


# IP44

165-166



CODE: WS-19115



CODE: WS-19115-S





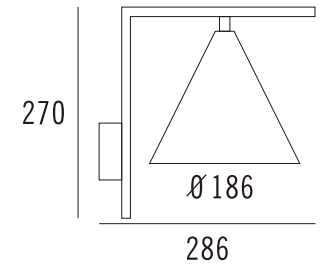


Housing in aluminium  
c/w terminal block  
Input in 110V~, 240V~  
Class I

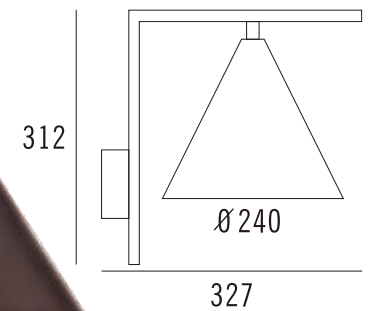


# IP43

167-168



CODE: WS-19117



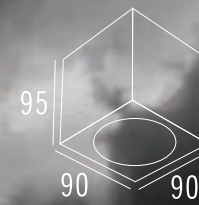
CODE: WS-19118





CODE: CL-19402

<b>10</b> WATT	<b>700</b> LUMENS	<b>CCT</b> available 3K, 4K, 6K
-------------------	----------------------	---------------------------------------



CODE: CL-19401

<b>10</b> WATT	<b>700</b> LUMENS	<b>CCT</b> available 3K, 4K, 6K
-------------------	----------------------	---------------------------------------



CODE: CL-19403

<b>20</b> WATT	<b>2400</b> LUMENS	<b>CCT</b> available 3K, 4K, 6K
-------------------	-----------------------	---------------------------------------



Housing in die-casting alum.  
 Glass diffuser  
 c/w terminal block  
 CCT type with switch inside  
 Isolation LED driver  
 Input in 110V~, 240V~  
 Class I

	>80 CRI icon"/>					
--	-----------------	--	--	--	--	--

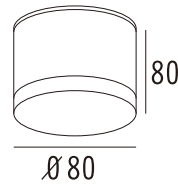
**IP54**  
 169-170

Housing in die-casting alum.  
 Acrylic diffuser  
 c/w terminal block  
 Isolation LED driver  
 Input in 110V~, 240V~  
 Class I



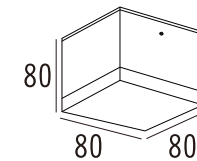
CODE: CL-5101-RD

**6** WATT **700** LUMENS



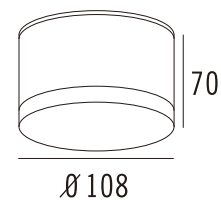
CODE: CL-5101-SQ

**6** WATT **700** LUMENS



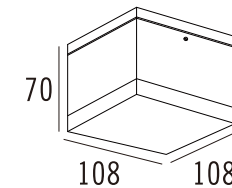
CODE: CL-5100-RD

**12** WATT **1400** LUMENS

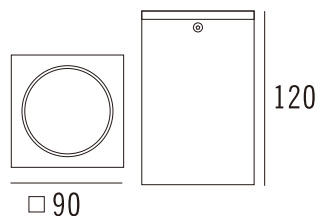


CODE: CL-5100-SQ

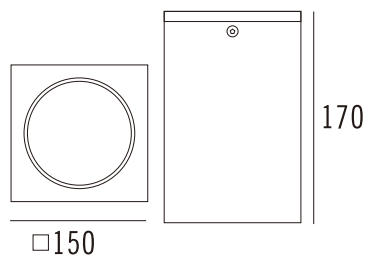
**12** WATT **1400** LUMENS



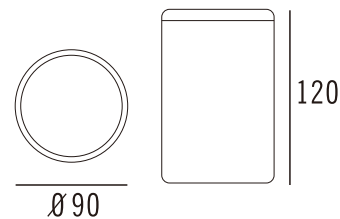
Housing in die-casting alum.  
 Glass diffuser  
 c/w terminal block  
 Input in 110V~, 240V~  
 Class I



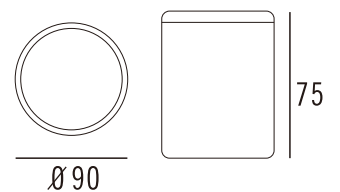
CODE: CL-234659-SQ



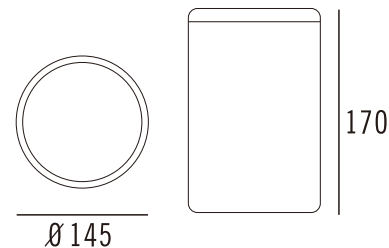
CODE: CL-19602



CODE: CL-234659-RD



CODE: CL-234660



CODE: CL-19601





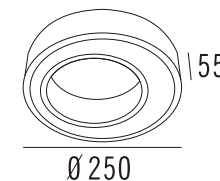
CODE: CL-235152

<b>16</b> WATT	<b>1900</b> LUMENS	<b>CCT</b> available 3K, 4K, 6K
-------------------	-----------------------	---------------------------------------



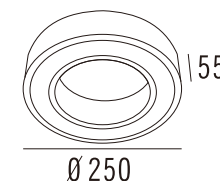
CODE: CL-235150

<b>16</b> WATT	<b>1900</b> LUMENS	<b>CCT</b> available 3K, 4K, 6K
-------------------	-----------------------	---------------------------------------



CODE: CL-235151

<b>16</b> WATT	<b>1900</b> LUMENS	<b>CCT</b> available 3K, 4K, 6K
-------------------	-----------------------	---------------------------------------



# WALL & CEILING

Housing in die-casting alum.  
PC diffuser  
c/w terminal block  
CCT type with switch inside  
Isolation LED driver  
Input in 110V~, 240V~  
Class I

SMD	>80 CRI	isolation driver					IP 65
-----	---------	------------------	--	--	--	--	-------

# IP65

175-176

# WALL & CEILING

Housing in die-casting alum.  
PC diffuser  
c/w terminal block  
CCT type with switch inside  
Isolation LED driver  
Input in 110V~, 240V~  
Class I



>80  
CRI




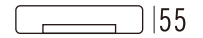
IP  
65

CODE: CL-4430

12  
WATT

1400  
LUMENS

CCT  
available  
3K, 4K, 6K



Ø 150

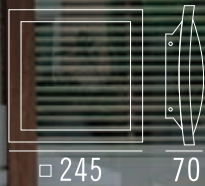


CODE: CL-4432

21  
WATT

2500  
LUMENS

CCT  
available  
3K, 4K, 6K



□ 245


70

CODE: CL-4431

16  
WATT

1900  
LUMENS

CCT  
available  
3K, 4K, 6K



Ø 250

# IP65

177-178

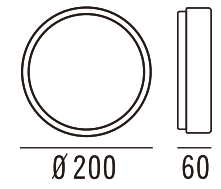
# WALL & CEILING

Housing in die-casting alum.  
 PC diffuser  
 c/w terminal block  
 CCT type with switch inside  
 Isolation LED driver  
 Input in 110V~, 240V~  
 Class I



CODE: CL-4300-220

12 WATT 1400 LUMENS CCT available 3K, 4K, 6K



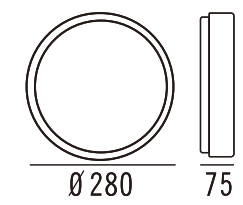
CODE: CL-4301-280

16 WATT 1920 LUMENS CCT available 3K, 4K, 6K



CODE: CL-4300-280

16 WATT 1920 LUMENS CCT available 3K, 4K, 6K



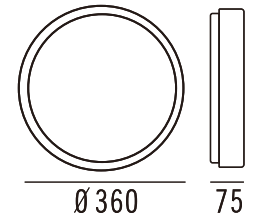
CODE: CL-4301-360

32 WATT 3850 LUMENS CCT available 3K, 4K, 6K



CODE: CL-4300-360

32 WATT 3850 LUMENS CCT available 3K, 4K, 6K



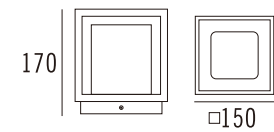


CODE: GD-234010

12  
WATT

1380  
LUMENS

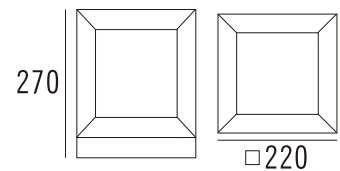
CCT  
available  
3K, 4K, 6K



CODE: GD-234011

E27

Max. 100W



Housing in die-casting alum.  
PC diffuser  
c/w terminal block  
CCT type with switch inside  
Isolation LED driver  
Input in 110V~, 240V~  
Class I



>80  
CRI




IP  
65

# IP65

181-182




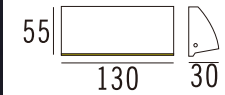


CODE: WS-6010

4  
WATT

480  
LUMENS

CCT  
available  
3K, 4K, 6K

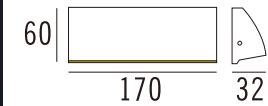


CODE: WS-6011

6  
WATT

700  
LUMENS

CCT  
available  
3K, 4K, 6K




CODE: WS-6012

8  
WATT

930  
LUMENS

CCT  
available  
3K, 4K, 6K



# Surface

Housing in die-casting  
Diffuser in glass  
c/w terminal block  
CCT type with switch inside  
Isolation LED driver  
Input in 110V~, 240V~  
Class I








# IP54

183-184




CODE: WS-19210

<b>8</b> WATT	<b>960</b> LUMENS	<b>CCT</b> available 3K, 4K, 6K
------------------	----------------------	---------------------------------------



CODE: WS-19211

<b>8</b> WATT	<b>960</b> LUMENS	<b>CCT</b> available 3K, 4K, 6K
------------------	----------------------	---------------------------------------



CODE: WS-19213

<b>6</b> WATT	<b>700</b> LUMENS	<b>CCT</b> available 3K, 4K, 6K
------------------	----------------------	---------------------------------------



# Surface

Housing in die-casting  
Diffuser in glass  
c/w terminal block  
CCT type with switch inside  
linear LED driver  
Input in 110V~, 240V~  
Class I

SMD	>80 CRI	isolation driver			IP 54
-----	---------	------------------	--	--	-------

# IP54

185-186

CODE: WS-233510

6  
WATT

700  
LUMENS

CCT  
available  
3K, 4K, 6K

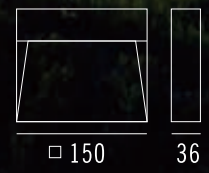


CODE: WS-233511

6  
WATT

700  
LUMENS

CCT  
available  
3K, 4K, 6K



CODE: WS-233512

6  
WATT

700  
LUMENS

CCT  
available  
3K, 4K, 6K



# Surface

Housing in die-casting  
Diffuser in glass  
c/w terminal block  
CCT type with switch inside  
linear LED driver  
Input in 110V~, 240V~  
Class I










# IP65

187-188


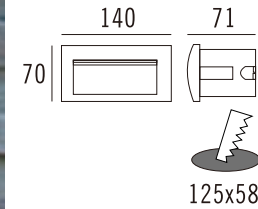


CODE: WR-6300

4  
WATT

460  
LUMENS

CCT  
available  
3K, 4K, 6K

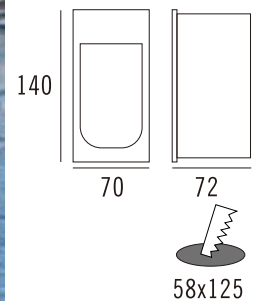


CODE: WR-6303

4  
WATT

460  
LUMENS

CCT  
available  
3K, 4K, 6K



# Recessed

Housing in die-casting  
Diffuser in glass  
c/w terminal  
CCT type with switch inside  
isolation LED driver  
Input in 110V~, 240V~  
Class I



>80  
CRI



IP  
65

# IP65

189-190

# Recessed

Housing in die-casting  
Diffuser in glass  
c/w terminal block  
CCT type with switch inside  
isolation LED driver  
Input in 110V~, 240V~  
Class I



>80  
CRI



IP  
65

CODE: WR-6301

4  
WATT

460  
LUMENS

CCT  
available  
3K, 4K, 6K

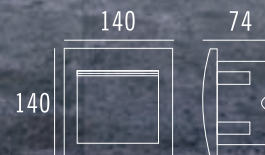


CODE: WR-6302

6  
WATT

700  
LUMENS

CCT  
available  
3K, 4K, 6K



IP65  
191-192



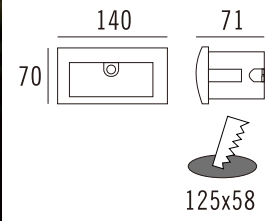


CODE: WR-6300-S

**4** WATT

**460** LUMENS

**CCT** available 3K, 4K, 6K

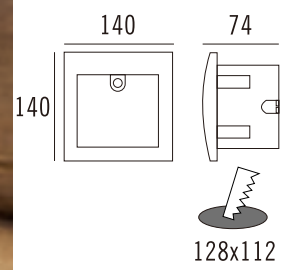


CODE: WR-6302-S

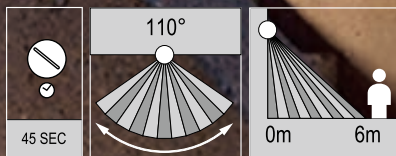
**4** WATT

**460** LUMENS

**CCT** available 3K, 4K, 6K



# Recessed sensor



Housing in die-casting  
 Diffuser in glass  
 c/w terminal block  
 CCT type with switch inside  
 isolation LED driver  
 Input in 110V~, 240V~  
 Class I

SMD >80 CRI Isolation driver IP 65

# IP65

193-194

# Recessed

Housing in die-casting  
Diffuser in glass  
DOB Lamp source  
Input in 110V~, 240V~  
Class I



IP 65

CODE: WR-19302

**3** WATT **360** LUMENS



CODE: WR-19301

**3** WATT **360** LUMENS



IP65  
195-196



CODE: RW-232099

**8** WATT  
**960** LUMENS  
**CCT** available 3K, 4K, 6K




CODE: RW-232088

**6** WATT  
**700** LUMENS  
**CCT** available 3K, 4K, 6K



CODE: RW-232089

**8** WATT  
**960** LUMENS  
**CCT** available 3K, 4K, 6K



CODE: RW-232098

**12** WATT  
**1400** LUMENS  
**CCT** available 3K, 4K, 6K



# Recessed


Housing in die-casting  
Diffuser in glass  
c/w terminal block  
CCT type with switch inside  
isolation LED driver  
Input in 110V~, 240V~  
Class I



# IP65

197-198



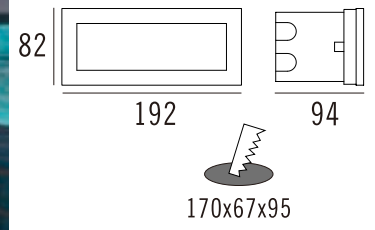


CODE: RW-237107

12 WATT

1400 LUMENS

CCT available 3K, 4K, 6K



# Recessed

Housing in die-casting  
Diffuser in glass  
c/w terminal block  
CCT type with switch inside  
isolation LED driver  
Input in 110V~, 240V~  
Class I

- SMD
- >80 CRI
- isolation driver
- 
- 
- 
- IP 65

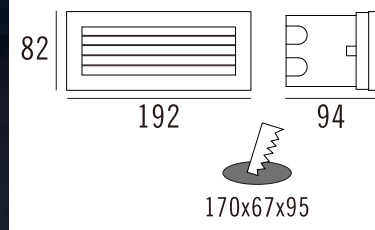


CODE: RW-237108

12 WATT

1400 LUMENS

CCT available 3K, 4K, 6K



# IP65

199-200

# GROUND SURFACE

Housing in die-casting alum.

Diffuser in PC

c/w 50cm rubber cable

24V AC/DC

Class III




CODE: SW-20011

0.5

WATT

60

LUMENS



CODE: SW-20012

1

WATT

120

LUMENS




CODE: SW-20014

2

WATT

240

LUMENS



CODE: SW-20015

3

WATT

360

LUMENS



# IP65

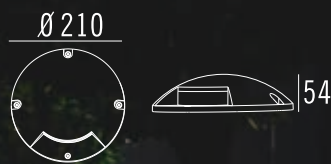
201-202

# GROUND SURFACE

Housing in die-casting alum.  
 PC diffuser  
 c/w terminal block  
 CCT type with switch inside  
 isolation LED driver  
 Input in 12-24V DC  
 Class III

 SMD
  >80 CRI
  IP 67
 

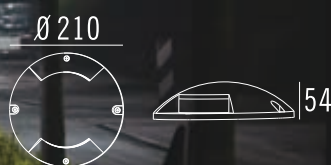




CODE: GD-207100



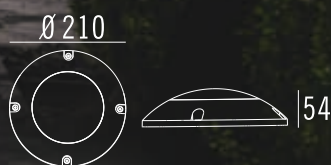
**6** WATT  
**700** LUMENS  
**CCT** available 3K, 4K, 6K



CODE: GD-207102



**12** WATT  
**1400** LUMENS  
**CCT** available 3K, 4K, 6K



CODE: GD-217013

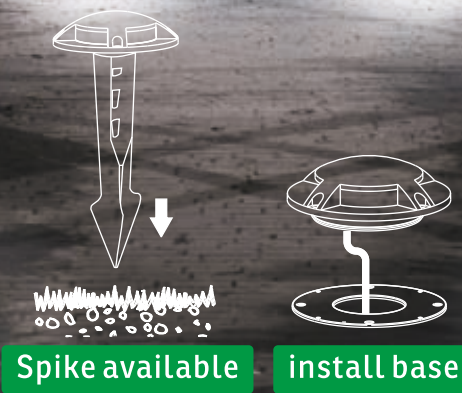
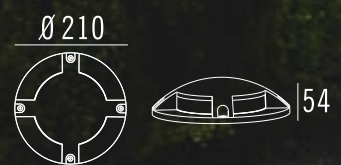


**12** WATT  
**1400** LUMENS  
**CCT** available 3K, 4K, 6K



CODE: GD-207014

**16** WATT  
**1900** LUMENS  
**CCT** available 3K, 4K, 6K



Spike available

install base

**IP67**  
203-204

# UNDER GROUND

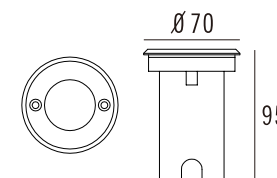
304/316 ST.ST panel,  
die-casting aluminium housing  
glass diffuser  
under ground with plastic recessed box  
50cm rubber cable  
Input in 110V~, 240V~  
Class I



CODE: GD-201261-RD

3  
WATT

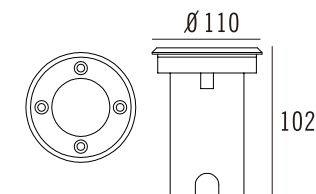
360  
LUMENS



CODE: GD-201262-RD

8  
WATT

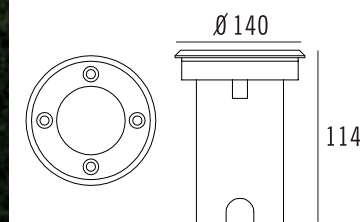
920  
LUMENS



CODE: GD-201263-RD

12  
WATT

1400  
LUMENS



# IP65

205-206



# UNDER GROUND

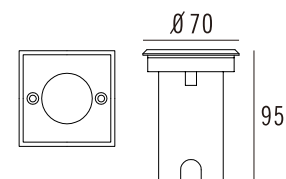
304/316 ST.ST panel,  
die-casting aluminium housing  
glass diffuser  
under ground with plastic recessed box  
50cm rubber cable  
Input in 110V~, 240V~  
Class I



CODE: GD-201261-SQ

**3**  
WATT

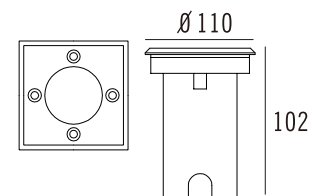
**360**  
LUMENS



CODE: GD-201262-SQ

**8**  
WATT

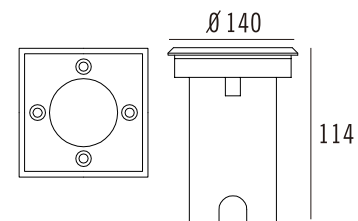
**920**  
LUMENS



CODE: GD-201263-SQ

**12**  
WATT

**1400**  
LUMENS



**IP65**  
207-208

# GARDEN

Housing in aluminium  
Diffuser in acrylic  
c/w 50cm rubber cable  
Input in 12VAC/DC, 24VAC/DC, 110V~, 240V~  
Class III, Class I



IP  
65

CODE: GD-235215-COB

COB  
24VDC

1.5  
WATT

180  
LUMENS

350/550/700

Ø 35



CODE: GD-235216-COB

COB  
24VDC

3  
WATT

360  
LUMENS

CODE: GD-235216-DOB

DOB  
230VAC

3  
WATT

360  
LUMENS

CODE: GD-235216-G9

G9  
230VAC

20W  
Max.

Ø 35



350/550/700

# GARDEN

Housing in die-casting alum.  
Diffuser in glass  
isolation LED driver  
c/w 50cm rubber cable  
Input in 110V~, 240V~  
Class I

SMD >80 CRI isolation driver IP 65

CODE: GD-234111

6 WATT 700 LUMENS



CODE: GD-234112

2x6 WATT 1400 LUMENS



# IP65

211-212

# GARDEN

Housing in die-casting alum.

Diffuser in PC

c/w 50cm rubber cable

Input in 12VAC/DC, 24VAC/DC, 110V~, 240V~

Class III, Class I



CODE: GD-235106

3

WATT

345

LUMENS

12V

AC

CODE: GD-235107

12

WATT

1400

LUMENS

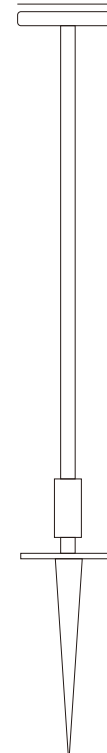
230V

AC

Ø 35



Ø 110





# GARDEN

Housing in die-casting alum.  
Diffuser in PC  
c/w 50cm rubber cable  
Input in 110V~, 240V~  
Class I

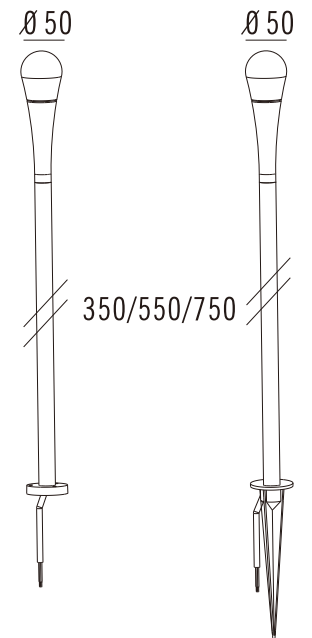


**IP65**  
215-216

CODE: GD-19114

**G9**  
230VAC

**20W**  
Max.

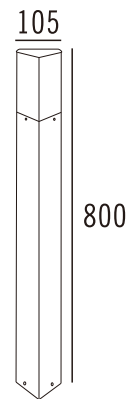


surface installation

spike installation

# GARDEN

Housing in die-casting alum.  
PC diffuser  
c/w terminal block  
Input in 110V~, 240V~  
Class I



CODE: GD-19718

**IP54**  
217-218

**E27**

  
Max. 60W

# GARDEN

Housing in die-casting alum.  
PC diffuser  
c/w connecting box  
Input in 110V~, 240V~  
Class I



CODE: GD-19105

4xG9  
230VAC


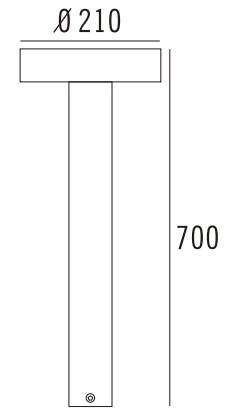
4x35W  
Max.

CODE: GD-19105-LED

18  
WATT

2150  
LUMENS

CCT  
available  
3K, 4K, 6K



# IP54

219-220

# GARDEN

Housing in die-casting alum.  
PC diffuser  
c/w terminal block  
CCT type with switch inside  
Isolation LED driver  
Input in 110V~, 240V~  
Class I



>80  
CRI



IP  
65



CODE: GD-201264

12  
WATT

1400  
LUMENS

CCT  
available  
3K, 4K, 6K



CODE: GD-201321

12  
WATT

1400  
LUMENS

CCT  
available  
3K, 4K, 6K



# IP65

221-222



# GARDEN

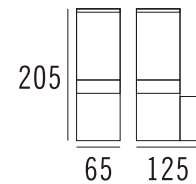
Housing in die-casting alum.  
PC diffuser  
c/w terminal block  
CCT type with switch inside  
Isolation LED driver  
Input in 110V~, 240V~  
Class I



CODE: WS-20902

12  
WATT

1400  
LUMENS



CODE: GD-20710

12  
WATT

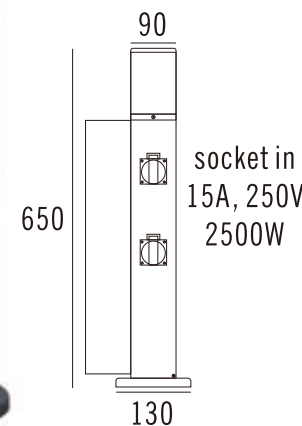
1400  
LUMENS



CODE: GD-20710-SOCKETS

12  
WATT

1400  
LUMENS



# IP65

223-224

# GARDEN

Housing in die-casting alum.  
PC diffuser  
c/w terminal block  
CCT type with switch inside  
Isolation LED driver  
Input in 110V~, 240V~  
Class I



CODE: GD-201322-A

10  
WATT

1200  
LUMENS



CODE: GD-201322-B

10  
WATT

1200  
LUMENS



# IP 65

225-226